



# Customer List

The following companies and organizations are just a few who have made a commitment to superior cable management and power distribution with Snake Tray systems.

A.G. Edwards  
 ABC  
 Aer Lingus  
 Amazon  
 American Airlines  
 Amica Insurance  
 AT&T  
 Barclays Bank  
 Bank of America  
 Big Shine Solar Energy  
 BlackRock  
 Bloomberg  
 Boeing  
 Bookspan  
 BP  
 Buffalo Solar  
 Catalyze  
 Catamount Solar  
 Caterpillar  
 CIA  
 CitiBank



Cherry Street Energy  
 Chicago Transit Authority  
 Clēnera  
 Coca Cola  
 Columbia Gas  
 Columbia University  
 ConEdison  
 Cornell University  
 CS Energy  
 CS First Boston  
 CVS  
 CyrusOne  
 DC BLOX  
 Department of Homeland Security  
 Deutsche Bank  
 DirecTV  
 Disney  
 Duquesne Light Company  
 Ebay.com

Ecovis Inc.  
 EDF Renewables  
 EDS  
 Edward Jones  
 EMC Insurance  
 Enable Energy  
 Enterprise Rent-A-Car  
 Envinity  
 ESPN  
 eSurance  
 Exxon  
 FAA  
 First Solar  
 FBI  
 Federal Reserve Bank  
 Ford Motor Company  
 General Dynamics  
 Google  
 Got Electric LLC  
 Hannah Solar Government  
 Services  
 Harvard University  
 Harvest Power  
 Helix Electric  
 Herzog  
 Honda  
 HSI Solar  
 IBM  
 Independent Energy  
 Intel Corp  
 Kern Solar Structures  
 Key Bank  
 Keyes European Solar



Jane Street Capital  
 Johns Hopkins University  
 J.P. Morgan Chase  
 Jurchen Technology  
 K-Mart  
 Lever Brothers  
 Lion Electric

London Underground  
 Lucas Museum Of Narrative Art  
 MasterCard  
 Massachusetts Bay Transit  
 Authority  
 McDonalds Corporation  
 McGraw Hill  
 Merck  
 Merrill Lynch  
 MetLife  
 Metropolitan Transit Authority  
 Monarch Electric  
 Montefiore Medical Center  
 Motorola  
 MYR Energy Services  
 NASA  
 National Library of Medicine  
 NBC  
 Netflix  
 New Jersey Transit  
 New York Stock Exchange  
 North Dakota State University  
 Northrop Grumman  
 NY City Fire Department  
 Ocean Solar  
 Orbital Solar Services  
 O'Hare Intl. Airport  
 Paradise Energy Solutions  
 PAYCHEX  
 PEG Systems  
 PepsiCo  
 Pfizer  
 Pharmacia & Upjohn  
 Philip Morris  
 Picktricity  
 Pivot Energy  
 Progeneration Energy  
 Progressive  
 PSE&G  
 Puget Sound Naval Shipyard  
 Quest Diagnostics  
 Raytheon  
 RENU Energy Solutions  
 ReVision Energy  
 SAIC  
 Siemens  
 Sky Fire Energy  
 Solar Speed Rack  
 Solscient Energy  
 Southwestern Bell



Spir Innovations  
 Sprint  
 Spreck Energy  
 Standard Solar  
 Staples  
 State of North Carolina  
 State of Tennessee  
 State University of New York  
 Strata Solar  
 Sun Power  
 Sunation Solar  
 Sun Tribe  
 Target  
 The Gap  
 The Kennedy Center  
 3M  
 TIAA  
 Toronto Transit  
 Tosco Refining Company  
 Travelocity  
 Union Pacific  
 United Health Group  
 United Nations  
 United Renewable Energy  
 University of Maryland  
 Children's Hospital  
 UPS  
 US Air Force  
 US Army  
 US Corps of Engineers  
 US Coast Guard  
 US Department of State  
 US Department of  
 Transportation  
 US House of Representatives  
 US Marines  
 Vanderbilt University  
 Vanguard Solar  
 Verizon  
 Walmart  
 Washington Metro Transit  
 Authority  
 Wells Fargo  
 Werner Electric  
 World Trade Center  
 WTEC Energy  
 Yale University

The information contained herein has been carefully checked for accuracy and is believed to be correct and current. No warranty, either expressed or implied, is made as to either its applicability, or for damages consequent to its use. All design characteristics, specifications, tolerances and similar information are subject to change without notice. © Copyright 2022 Snake Tray.

# Table of Contents

<b>◆ CABLE MANAGEMENT</b>	
• <b>Snake Tray®   Hand Bendable Cable Tray for Under Floors, Overhead and Walls</b> .....	4-5
• 101 Snake Tray (Under floor) .....	6
• 101 Snake Tray Accessories .....	7
• 201 Snake Tray (Overhead/Walls).....	8
• 201 Double Snake Tray (Overhead/Walls) .....	9
• 201 Snake Tray Intersections .....	10-11
• 201 Snake Tray Mounting Accessories and Cable Drop-Out .....	11-13
• Snake Tray Hardware .....	14-15
• Snake Nut™ Threaded Rod Fastener .....	16
• 401 Snake Race (Mini Cable Manager).....	17
• 454 Universal Snake Tray (Overhead/Walls) .....	18
• 501 Snake Tray (Walls) .....	19
• 501 Snake Tray Accessories .....	20-21
• 701 MC Snake Tray® (Cable Manager for MC Cable) .....	22
• 787 Series Conveyor Snake Tray® .....	23
<b>◆ Mega Snake®   High-Capacity Cable Tray System</b> .....	24-25
• 801 Mega Snake.....	26-27
• 801 Mega Snake Accessories .....	28-33
<b>◆ Snake Canyon®   Modular Cable Tray for Access Floors</b> .....	34-35
• 301 Snake Canyon Latch-Loc .....	36
• 301 Snake Canyon Cam-Loc.....	37
• 301 Snake Canyon Cantilever.....	38
• 301 Snake Canyon Plus .....	39
• 301 Snake Canyon Half Section and Click-In.....	40
• 301 Snake Canyon Turning Component.....	41
• 301 Snake Canyon Accessories.....	42-43
<b>◆ Aluminum Cable Tray   Industrial High-Capacity Cable Tray</b> .....	44
• 653 Aluminum Cable Tray Straight Sections.....	45
• 653 Aluminum Cable Tray Accessories.....	46-50
• 653 Aluminum Cable Tray Fittings .....	51
• 653 Aluminum Cable Tray Reducers .....	52
<b>◆ Snake Tray® Cable Runway   High-Capacity Steel Cable Tray</b> .....	53
• 610 Snake Tray Cable Runway.....	54
• 610 Snake Tray Cable Runway and Accessories .....	55-58
<b>◆ 652 Snake Race Ways™   Secured Raceways</b> .....	59
<b>◆ POWER DISTRIBUTION</b>	
• <b>Snake Bus®   18 KW Power Distribution for Access Floors</b> .....	60-61
• Snake Bus Power Distribution .....	62-67
• <b>Snake Connect®   4.8 KW Power Distribution for Access Floors</b> .....	68
• Snake Bus Technical Data.....	69
<b>◆ Snake Box™   Data and Power Distribution Enclosures</b> .....	70
• Snake Box Wall Enclosures.....	71-74
• Snake Box Ceiling Enclosures.....	75-77
• Snake Box Floor Enclosures .....	78-81
• Passive Optical Network Module for Under Desks.....	81
<b>◆ SOLAR   Snake Tray® for Solar Installations</b>	
• Solar Snake Max XL™ - Messenger Wire Complete System .....	82-83
• Solar Snake Max XL™ - Messenger Wire System .....	84
• Solar Snake Max XL™ - Hard Rail System.....	85
• Solar Snake Max XL™ for Water Installations .....	86
• Battery Energy Storage System (BESS).....	87
• 407 Solar Snake Tray Benefits.....	88
• 407 Solar Snake Tray and Accessories.....	89-90
• Solar Panel Ice Guard .....	90
• Solar Mega Snake®.....	91
• Solar Mega Snake® Fittings.....	92
• Solar Mega Snake® Accessories .....	93
• Cable Hangers .....	94-95
• 653 Aluminum Cable Tray .....	95
<b>◆ Snake Tray for Transit, Tunnels and Rail   Snake Rack® Solutions</b>	
• Cable Management Racking System™ (CMRS).....	96-99
<b>◆ Snake Tray Product Overview</b> .....	100
• Cable Load Capacity Chart.....	Inside Back Cover



## About Us



Snake Tray has been innovating cable management, power distribution and enclosures since 1996. Our goal is to provide our customers with cost effective solutions that help reduce the total cost of construction. Every product we design and build includes built-in features to save on labor and materials. We know that construction projects come with a ton of obstacles and challenges so we created Snake Tray products to be a predictable component of the project with hand bendable and prefabricated cable trays, plug-n-play enclosures and a modular power distribution system that is moveable and reusable.

Snake Tray products are stocked throughout the USA to guarantee no delays to our customers. Our 24-hour technical support gives our customers the opportunity to speak with us at any time to discuss their project's needs. We welcome the opportunity to help design innovative solutions to make the project install faster. In fact, we are known to design a solution for a customer and have the product built within a day.


We are proud to be a USA manufacturer located in Bay Shore, New York. Our state-of-the-art factory stands ready to handle any size job. We are the first in our industry to embrace renewable energy resources by powering our factory with our very own rooftop solar array.

Snake Tray is extremely proud to be part of so many great projects. We feel privileged to work every day with engineers, architects, contractors, distributors and end users in a vast array of industries in the USA and throughout the world. We look forward to continuing to serve our customers with products and solutions that offer cost effective and time saving benefits. Thank you for the business. We look forward to working with you on your next project!

Roger Jette  
President and Founder







## Snake Tray® is Green and Proudly Powered by the Sun!

Snake Tray is committed to designing and manufacturing products that have many green benefits. Our products are made of recycled materials, minimize material waste, use less non-renewable resources, nest together to lower the cost of material handling and shipping and have energy efficient features.

As a company, Snake Tray is committed to manufacturing our products in a way that minimizes the impact on the environment. We are proud to say we are the first in our industry to manufacture utilizing solar power from our own roof top solar array. We have streamlined our manufacturing methods and have adopted greener practices including reducing waste, saving energy, and utilizing resources wisely.

We are active members of the US Green Building Council and stand ready to help building owners, architects and design engineers reach their sustainable building goals.



## Snake Tray® Cable Management Systems

- Made of recycled steel**  
 Our products are made of 100% post consumer recycled steel.
- No material waste**  
 Our products require no fabrication so no waste material is created. Our systems also use less hardware and accessories to install.
- Compact shipping and packaging**  
 Our products nest together for compact shipping. We use less packaging materials and require less material handling, which also reduces energy used in the transportation of goods.
- USA manufactured with distribution centers throughout the USA**  
 Our products use less transportation to reach the building site.
- Reusable and Reclaimable**  
 Our products can be reused and are made of 100% reclaimable products.

## Snake Bus® and Snake Connect™ Power Distribution

- Consumes Less Copper**  
 Snake Bus consumes approximately 30% less of the earth's copper resource than all other methods.
- Made of Recycled Products**  
 Snake Bus is made of 75% recycled products.
- Reusable and Reclaimable**  
 Snake Bus can be moved and reused. Snake Bus is made of 99% reclaimable products.
- Energy Efficient**  
 Snake Bus' unique bus bar technology experiences less voltage drop versus traditional copper wire thus reducing energy consumption.
- No Material Waste**  
 System requires no use of pipe and wire, no vertical cabling and eliminates abandoned cable, minimizing landfill additions.

# Snake Tray<sup>®</sup>

No cutting. No clipping. No kidding!

*With Snake Tray the only thing you will ever cut is your construction costs!*

Snake Tray's patented hand bendable design allows installers to create turns in 10 seconds versus 20 minutes with wire mesh cable tray. Our hand bendable design combined with Snake Tray's built-in mounting hardware gives Snake Tray the installation cost saving advantage over any other cable tray system in today's market!

## Just Bend It

- Faster, easier installation with no field fabrication
- No additional parts or tools to buy
- No sharp edges to injure the installer or cable (NEC compliant)

## Built-in Mounting/Hanging Hardware

- Reduces cost, no special hardware required
- Quicker to install

## Single Connection

- Connect trays in just 15 seconds with a single connector bolt
- One connection creates mechanical/electrical bond and creates a high frequency drain

## Hangs from a Single Point

- No strut or trapeze required
- Less labor used

## Trays Nest Together

- Lower freight costs
- Less material handling

## Open Architecture

- Drop-in cable loading

## Superior Finishes

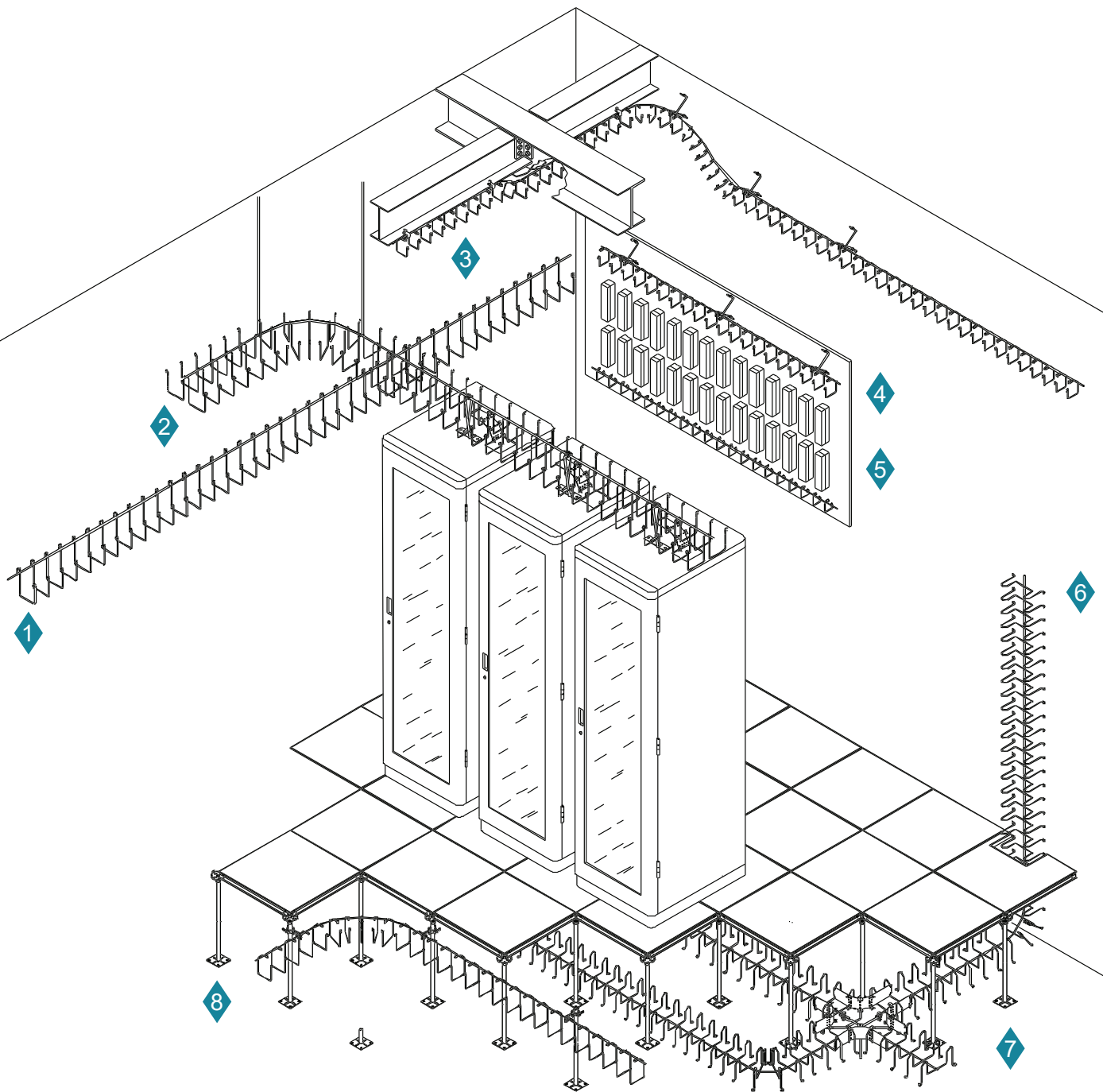
- Snake Tray's unique mechanically applied galvanizing process eliminates the growth of zinc whiskers
- Stainless Steel and Powder Coating also available for all trays

## Quality and Service

- Snake Tray ships from inventory the day it is ordered
- Customer service available 24 hours
- UL and cUL listed (Cable, conduit hardware) for its weight carrying capacity
- EIA/TIA, NEC and NEMA compliant
- Made in the USA



Call the Snake Tray engineering team to assist you with the creation of cable management or power distribution designs, drawing sets, bill of materials, submittals and BIM.




- 1** 501 Series Wall Snake Tray instantly installs to the wall without brackets.
- 2** 201 Series Snake Tray double pocket design instantly bends around obstacles and quickly suspends from threaded rod.
- 3** 201 Series Snake Tray single pocket attaches to building structure with a simple beam clamp.
- 4** 201 Series Snake Tray with a wall bracket can transition from the wall and then be suspended from overhead.
- 5** 401 Series Snake Race mini cable manager with built-in mounting rings.
- 6** 101 Series Snake Tray easily transitions from under floor to the wall as a riser.
- 7** 101 Series Snake Tray under floor cable tray bends around obstacles and stands on its built-in mounting foot rings.
- 8** 201 Series Snake Tray easily mounts to the floor pedestal and bends around obstacles under the floor.



# 101 Series Snake Tray®

The 101 series Snake Tray is designed for installation below a raised floor and as a riser along vertical surfaces. Available in several sizes, the 101 series tray can accommodate up to 84 square inches of cable path or 860 data cables. Support legs and mounting rings are pre-formed into the tray and require no additional brackets to install. Custom sizes available.



ACCESSORIES/HARDWARE ON PAGE 7  
ADDITIONAL HARDWARE ON PAGES 14-16

	Part Number	Physical Dimensions	Pathway Dimensions		Physical Volume	Cable Capacity	Tray Weight	Finish
		Height/Length/Width	Depth	Width				
	CM 101-3-8	5" x 8' x 7 1/4"	3 1/2"	3"	10 1/2 si	80	6 1/2 #	G/SS/PC
	CM 101-6-8	5" x 8' x 10 1/4"	3 1/2"	6"	21 si	215	7 1/2 #	G/SS/PC
	CM 101-12-8LS	3 1/2" x 8' x 17"	2 1/2"	12"	27 si	280	8 #	G/SS/PC
	CM 101-4-12-8-R6	11 1/2" x 8' x 17"	4"	12"	48 si	480	11 1/2 #	G/SS/PC
	CM 101-12-8	5" x 8' x 17"	3 1/2"	12"	42 si	430	8 1/2 #	G/SS/PC
	CM 101-18-8	5 1/2" x 8' x 23"	4"	18"	72 si	740	11 1/2 #	G/SS/PC
	CM 101-4-21-8-R6	11 1/2" x 8' x 26"	4"	21"	84 si	860	15 #	G/SS/PC

FOR BEST RESULTS IT IS RECOMMENDED THAT SNAKE TRAY BE ANCHORED EVERY FOUR (4) TO FIVE (5) FEET

CABLE CAPACITY BASED ON 50% FILL AS PER NEC ARTICLE 392.9B 0.25 OD  
FINISHES: MECHANICALLY APPLIED GALVANIZED FINISH (G), STAINLESS STEEL (SS), POWDER COATED (PC)  
CSI SPECIFICATION ON WEBSITE AT [WWW.SNAKETRAY.COM](http://WWW.SNAKETRAY.COM)

# 101 Series Snake Tray® Accessories

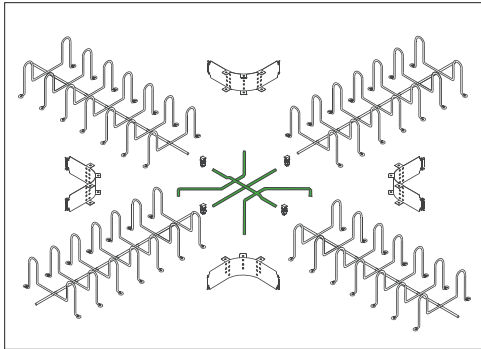
## 101 Series Snake Tray® Intersections

Tray configurations for the 101 Intersection components

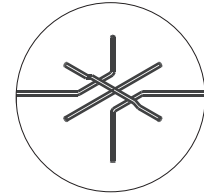
CM 0303 for CM 101-3-8  
 CM 0306 for CM 101-3-8 and CM 101-6-8  
 CM 0312 for CM 101-3-8 and CM 101-12-8  
 CM 0606 for CM 101-6-8  
 CM 0612 for CM 101-6-8 and CM 101-12-8

CM 1212 for CM 101-12-8  
 CM 1818 for CM 101-18-8

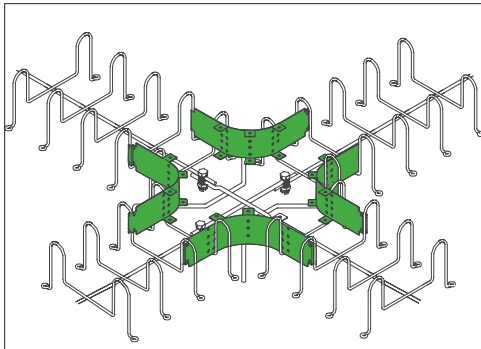
AVAILABLE FOR LS AND RKS MODELS



Part Number	Size
CM 0303	8" x 8"
CM 0306	8" x 11"
CM 0312	8" x 17"
CM 0606	11" x 11"
CM 0612	11" x 17"
CM 1212	17" x 17"
CM 1818	23" x 23"

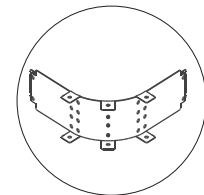


Allows for the construction of both TEE and 4-way crossing intersections when using the 101 series trays.




### Turning Fence

Part Number	Description
TF-101	Standard
TF-101LS	For CM 101-12-8LS

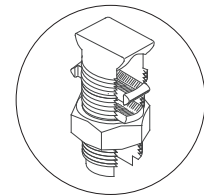


Used when creating 101 series tray horizontal intersections. Creates a consistent smooth transition surface.

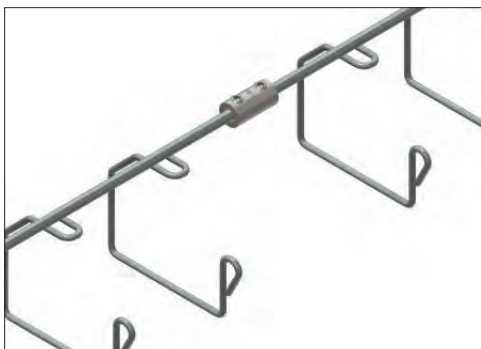


### Universal Tray Connector Bolt

Part Number
CB-10



Provides both a mechanical and bonded electrical connection when joining tray sections to one another. Only one CB-10 required per connection.



### Universal Tray Inline Connector Bolt

Part Number
CB-12




Provides both a mechanical and bonded electrical connection when joining tray sections to one another.

- One CB-12 required per connection
- Set screws max torque = 230 in-lbs

## 201 Series Snake Tray®

The 201 series single pocket Snake Tray is utilized both below raised floors and overhead either mounted to walls or suspended from the ceiling. Available in four sizes, the tray can accommodate up to 24 square inches of cable path, equal to a 12" generic basket or ladder type tray. Snake Eyes (mounting rings) are located along the center spine, allowing easy attachment of threaded rod for suspended applications.



ACCESSORIES ON PAGES 10-13  
HARDWARE ON PAGES 14-16

	Part Number	Physical Dimensions	Pathway Dimensions		Physical Volume	Cable Capacity	Tray Weight	Finish
		Height/Length/Width	Depth	Width				
	CM 201-24-8	3" x 8' x 5"	2"	4"	8 si	82	4 ½ #	G/SS/PC
	CM 201-3-8	4 ¼" x 8' x 4"	3"	3"	9 si	92	5 #	G/SS/PC
	CM 201-425-8	6 ¼" x 8' x 5 ¼"	4 ¼"	4 ¼"	18 si	185	5 ½ #	G/SS/PC
	CM 201-6-8	6 ¾" x 8' x 7"	4"	6"	24 si	250	6 ½ #	G/SS/PC

FOR BEST RESULTS IT IS RECOMMENDED THAT SNAKE TRAY BE ANCHORED EVERY FOUR (4) TO FIVE (5) FEET

CABLE CAPACITY BASED ON 50% FILL AS PER NEC ARTICLE 392.9B 0.25 OD  
FINISHES: MECHANICALLY APPLIED GALVANIZED FINISH (G), STAINLESS STEEL (SS), POWDER COATED (PC),  
CSI SPECIFICATION ON WEBSITE AT [WWW.SNAKETRAY.COM](http://WWW.SNAKETRAY.COM)



# 201 Series Double Snake Tray®

The Double Snake Tray with its double pocket design provides a natural separation for both voice/data cables and fiber. Accommodating up to 50 square inches of cable path. Double Snake can manage over 500 voice/data cables both below raised floors or overhead either mounted to walls or suspended from the ceiling. Snake Eyes (mounting rings) are located along the center spine, allowing easy attachment of threaded rod for suspended applications.



ACCESSORIES ON PAGES 10-13  
HARDWARE ON PAGES 14-16

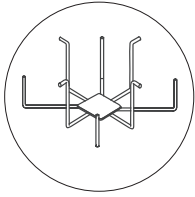
	Part Number	Physical Dimensions	Pathway Dimensions		Physical Volume	Cable Capacity	Tray Weight	Finish
		Height/Length/Width	Depth	Width				
	CM 201-425D-8	7 1/4" x 8' x 11 1/2"	4 1/4"	4 1/4"	36 si	370	8 1/2 #	G/SS/PC
	CM 201-5D-8	8 3/4" x 8' x 13 3/4"	5"	5"	50 si	510	11 #	G/SS/PC

FOR BEST RESULTS IT IS RECOMMENDED THAT SNAKE TRAY BE ANCHORED EVERY FOUR (4) TO FIVE (5) FEET

CABLE CAPACITY BASED ON 50% FILL AS PER NEC ARTICLE 392.9B 0.25 OD  
FINISHES: MECHANICALLY APPLIED GALVANIZED FINISH (G), STAINLESS STEEL (SS), POWDER COATED (PC)  
CSI SPECIFICATION ON WEBSITE AT [WWW.SNAKETRAY.COM](http://WWW.SNAKETRAY.COM)

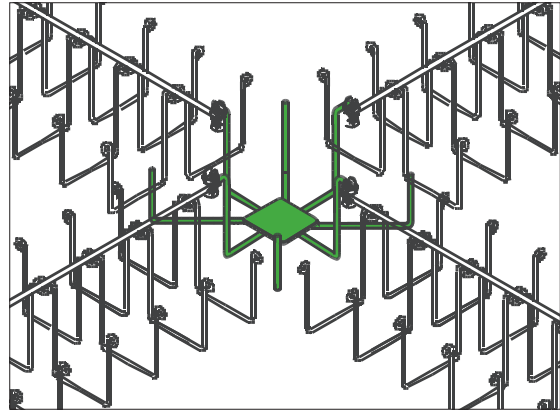
# 201 Series Snake Tray® Intersections

## Double Snake Tray Intersection

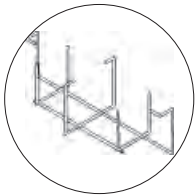


Part Number	Size
CM 425D	12" x 12"
CM 5D	14" x 14"

Installed as either a TEE or 4-way crossing intersection component for the Double Snake 201 series tray.

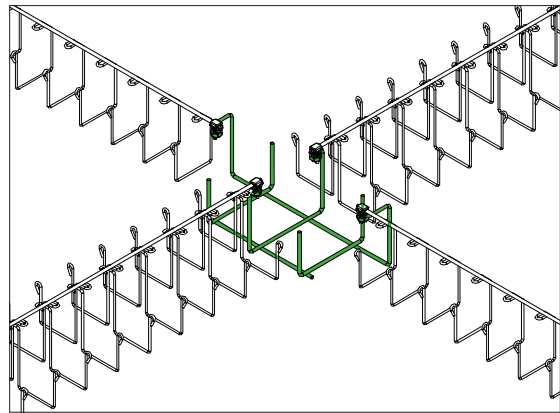


## Intersection/TEE for Double Snake Tray with Single Snake Cross

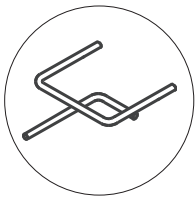


Part Number	Size
CM 425D/425	7 1/2" x 20"

Installed as either a TEE or 4-way crossing intersection component for Double Snake and a Single Snake crossing.

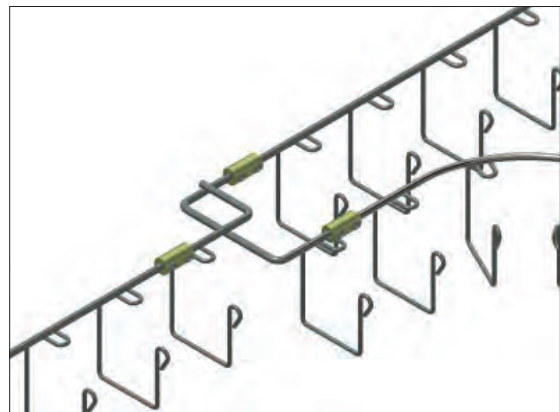


## WYE Connection

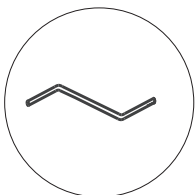


Part Number	Size
CM 201-Y	5" x 6"

Used to create a WYE intersection or split Double Snake into two (2) separate cable paths at a terminal end.

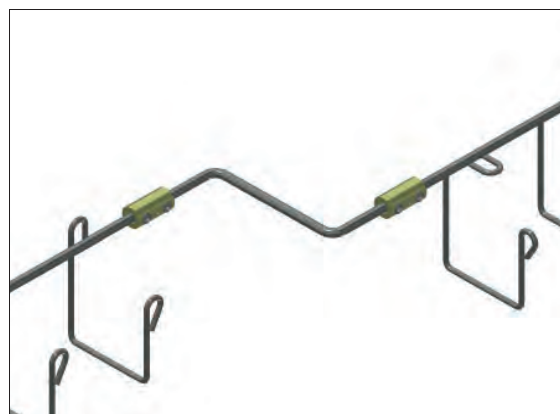


## 201 to 501 Series Connection Adapter

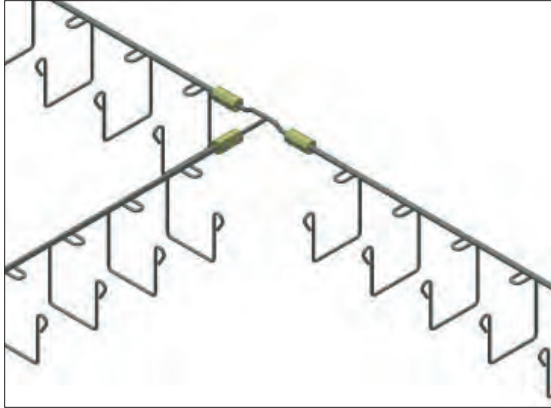


Part Number	Size
CM 201/501T	5 1/4" x 5 1/4"

Used to adapt 201 series to 501 series trays.



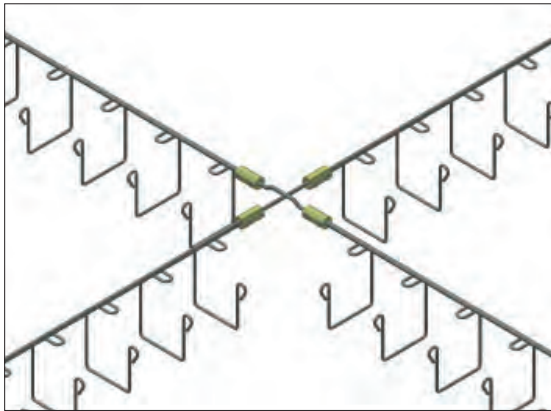
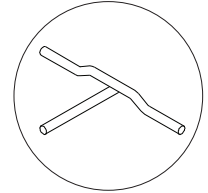
# 201 Series Snake Tray<sup>®</sup> Intersections and Mounting Accs.



## Universal TEE Intersection for 201, 401, 454 and 501 Series

Part Number	Size
CM 0303T	5 1/2" x 5 1/2"

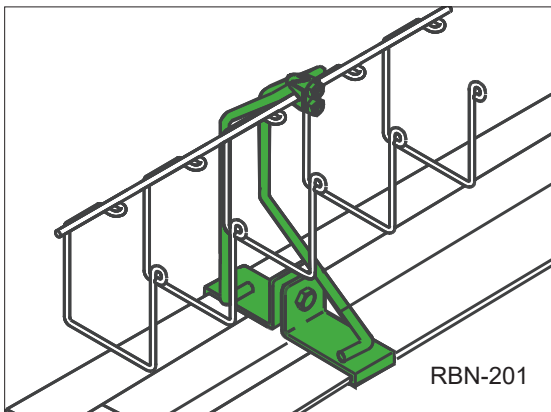
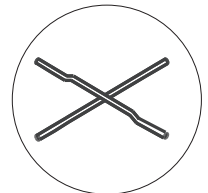
Installed as TEE component for the 201, 401, 454 and 501 series tray.



## Universal Intersection for 201, 401 and 454 Series

Part Number	Size
CM 0303H	5 1/2" x 5 1/2"

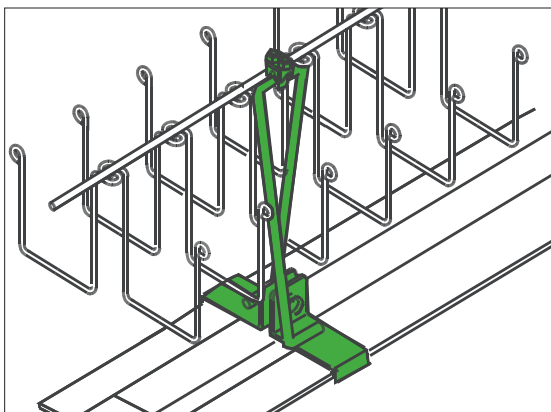
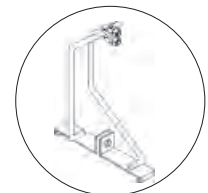
Installed as 4-way crossing intersection component for the 201, 401 and 454 series tray.



## Rack Mount Bracket for 201 Series

Part Number
RBN-201
RBN-201-90

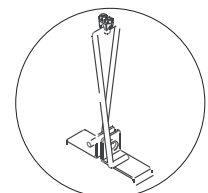
Used to mount single pocket 201 series tray to the tops of standard equipment racks via a built-in clamping feature. No additional hardware required. RBN-201-90 mounts to the tray perpendicularly. Clamp to attach to tray included.



## Rack Mount Bracket for 201 Series Double

Part Number
RBN-201 D

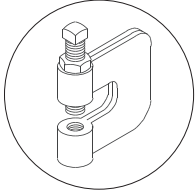
Used to mount double pocket 201 series Double Snake to the tops of standard racks via a built-in clamping feature. No additional hardware required. Clamp to attach to tray included.





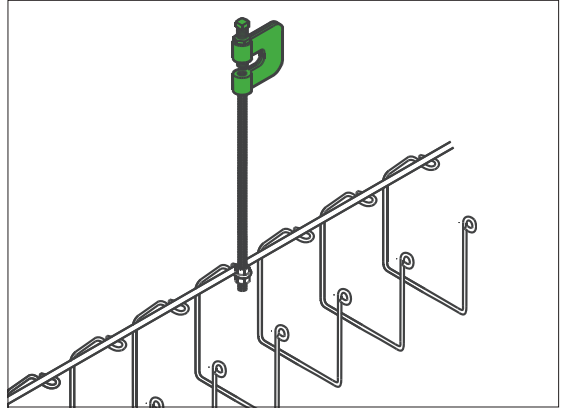
# 201 Series Snake Tray® Mounting Accessories

## Beam Clamp for 3/8" Threaded Rod for 201 and 454 Series

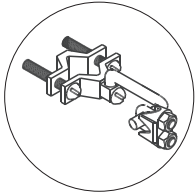


Part Number
BC-201-A

Used to attach 3/8"-16 threaded rod to a beam.

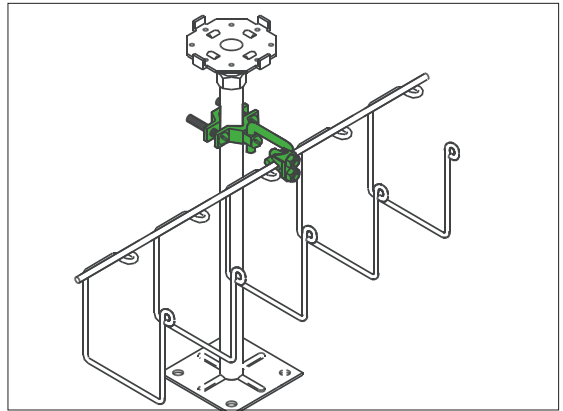


## Pedestal Mount Bracket for 201 Series

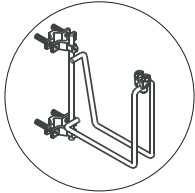


Part Number
ST-201

Used to attach single pocket 201 series tray to the floor pedestals utilized in the construction of raised access floors.

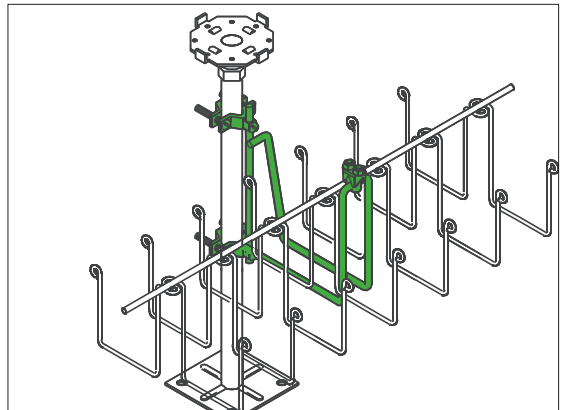


## Pedestal Mount Bracket for 201 Series Double

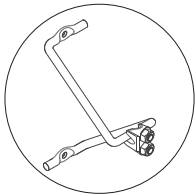


Part Number
ST-201-D
ST-201-5D

Used to attach double pocket 201 series Double Snake to the floor pedestals utilized in the construction of raised access floors.

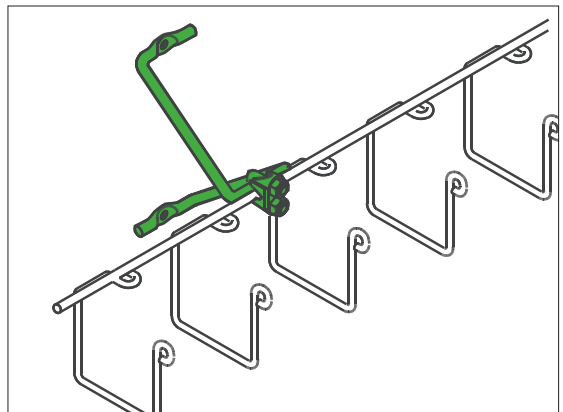


## Wall Mount Bracket for 201 Series Single

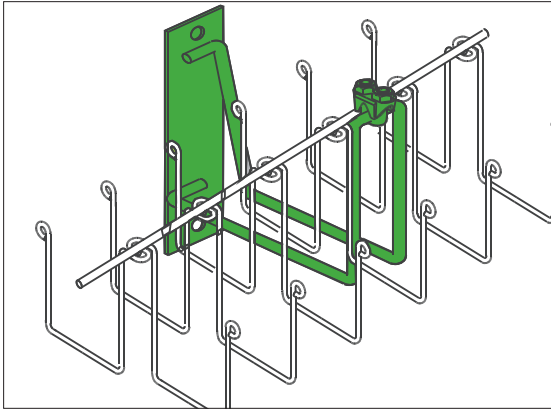


Part Number
WBN-201

Used to attach single pocket 201 series tray to walls and other vertical surfaces. Clamp to attach to tray included.

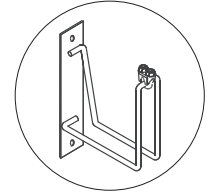


# 201 Series Snake Tray® Mounting Accs. and Cable Drop-Out

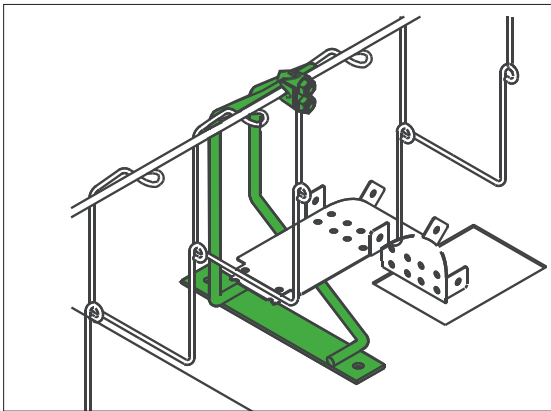


## Wall Mount Bracket for 201 Series Double

Part Number
WBN-201D
WBN-201-5D

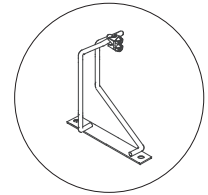


Used to attach double pocket 201 series double tray to walls and other vertical surfaces. Clamp to attach to tray included.

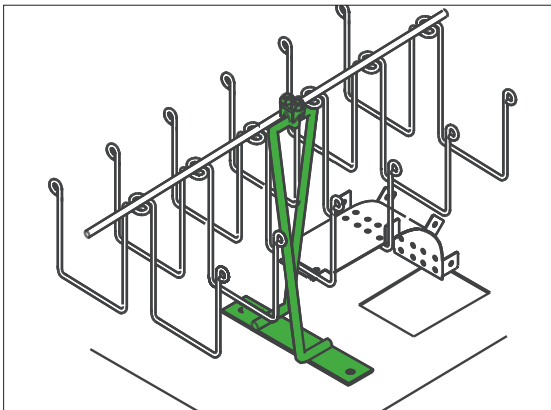


## Cabinet Mount Bracket for 201 Series Single

Part Number
CBN-201
CBN-201-90

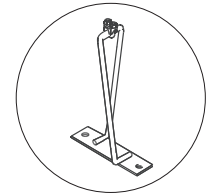


Used to attach single pocket 201 series tray to the tops of equipment cabinets. Clamp to attach to tray included.

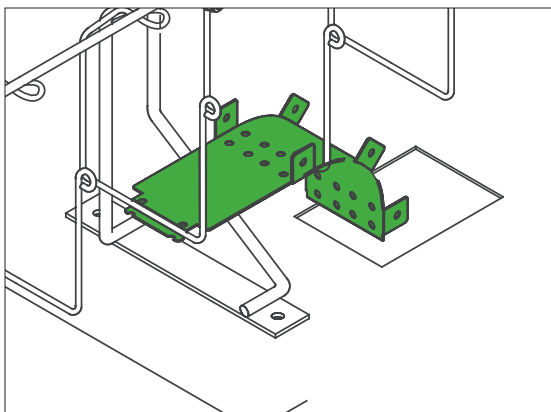


## Cabinet Mount Bracket for 201 Series Double

Part Number
CBN-201D
CBN-2015D

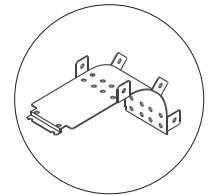


Used to mount double pocket 201 series double tray to the tops of equipment cabinets. Clamp to attach to tray included.



## Cable Drop-Out Waterfall for 201, 401 and 501 Series

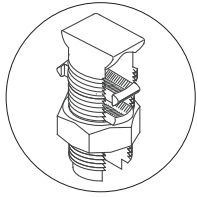
Part Number	Size
TO-2	2" W
TO-3	3" W
TO-425	4 1/4" W
TO-5	5" W
TO-6	6" W



Provides a smooth transition for cables when exiting the tray. Maintains a consistent 4" radius eliminating kinked cables. Easily attaches to tray with cable ties.

# Snake Tray® Hardware

## Universal Tray Connector Bolt



Part Number
CB-10

Provides both a mechanical and bonded electrical connection when joining tray sections to one another. Only one CB-10 required per connection.




## Universal Tray Inline Connector Bolt



Part Number
CB-12

Provides both a mechanical and bonded electrical connection when joining tray sections to one another.

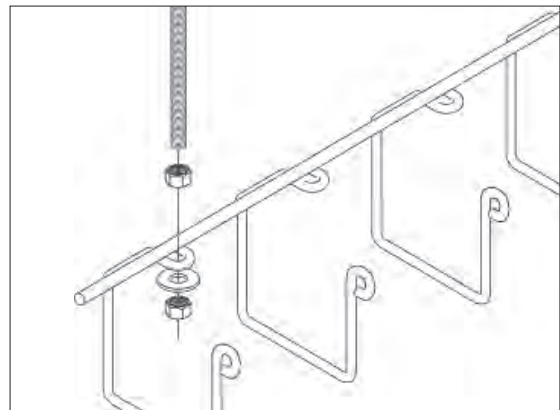
- One CB-12 required per connection
- Set screws max torque = 230 in-lbs



## Threaded Rod

Part Number	Description
TR-1	3/8" x 12" Threaded Rod
TR-2	3/8" x 24" Threaded Rod
TR-3	3/8" x 36" Threaded Rod
TR-4	3/8" x 48" Threaded Rod
TR-6	3/8" x 72" Threaded Rod
TR-8	3/8" x 96" Threaded Rod
TR-10	3/8" x 120" Threaded Rod

Pre-cut and pre-chased threaded rod for overhead tray installations. All rods are 3/8"-16 10/24 high strength steel as per ASTM A36 and available in 1', 2', 3', 4', 6', and 8' lengths. Rods are inserted through the patented Snake Eyes and secured with two 3/8" hex nuts and one flat washer. No additional mounting accessories are necessary.



# Snake Tray® Hardware

## Concrete Wedge Anchor



Part Number	Size
CM-WA-25X1.75-SS316	1/4" D x 1 3/4" L
CM-WA-12X7.00-SS304	1/2" D x 7" L
CM-WA-12X7.00-SS316	1/2" D x 7" L
CM-WA-25X1.50-SS316	1/4" D x 1 1/2" L
CM-WA-38X3.75-SS316	3/8" D x 3 3/4" L
CM-WA-58X5.25-SS316	5/8" D x 5 1/4" L


- Anchor diameter equals hole diameter
- Comes complete with nuts and washers ready for use
- Collar expander offers 360° contact with masonry
- Projections on collar immediately grip concrete



## Concrete Anchor

Part Number
CM CA-38

Used to anchor trays and components to concrete. (1/4" hole)



CM-RC-38-ZI

## Hanger Bracket for Threaded Rod Suspension

Part Number
CM TR-HBS for Steel
CM TR-HBC for Concrete

Hanger bracket for powder-actuated fastening. Design allows for easy installation using any 8 mm power actuated fastening system. Available for both steel and concrete. The new, versatile hanger that simplifies threaded rod suspension.



CM-FW-38-ZI

CM-HN-38-ZI

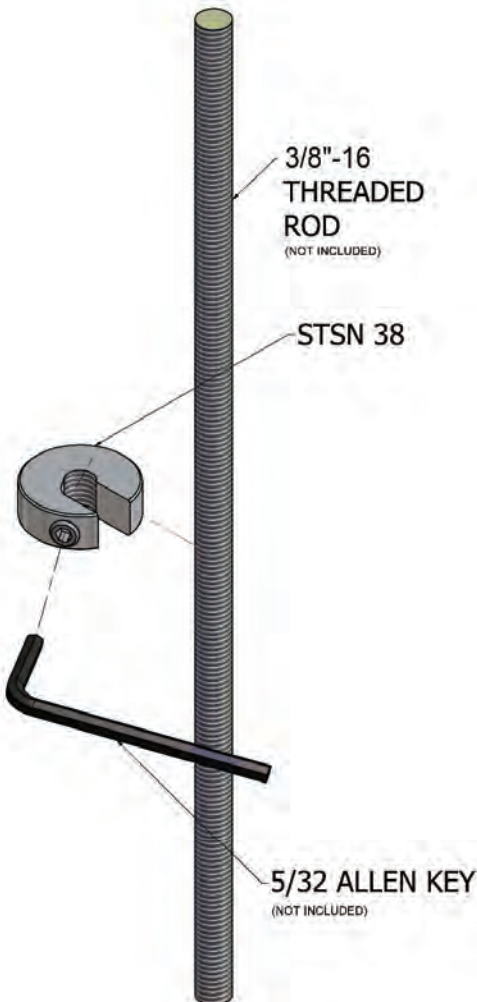
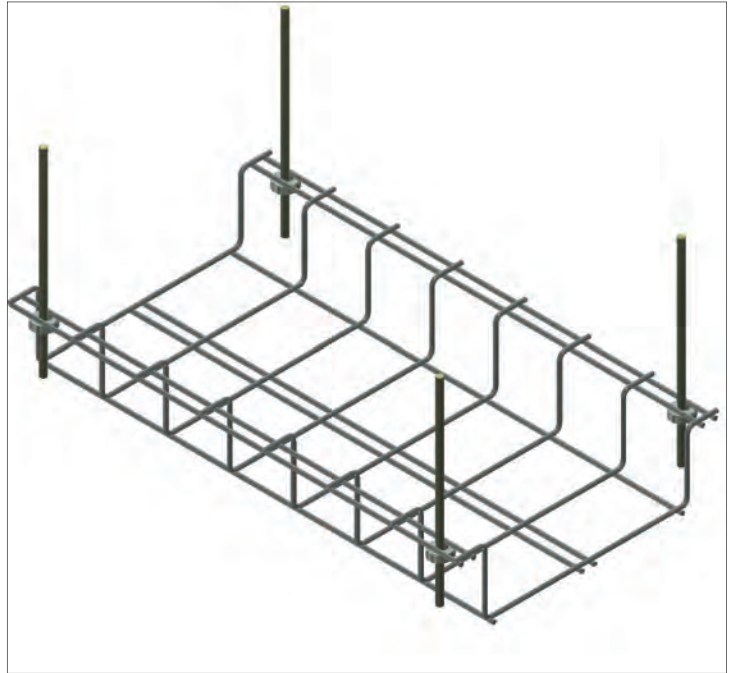

## Attachment Hardware

Part Number	Description
CM-FW-38-ZI	Zinc Plated 3/8" Washer
CM-HN-38-ZI	Zinc Plated 3/8" Hex Nut
CM-RC-38-ZI	Zinc Plated 3/8" Rod Coupling



# Hardware - Snake Nut™ Threaded Rod Fastener

This innovative fastener eliminates the labor intensive need to hand thread hex nuts up a threaded rod. Simply insert the Snake Nut anywhere on the threaded rod and tighten into place with a set screw. Once locked into place, Snake Nut has been tested to hold up to 6,800 pounds.



Part Number	Description
STSN 38	Fits 3/8"-16 Threaded Rod
STSN 12	Fits 1/2"-13 Threaded Rod
STSN 58	Fits 5/8"-11 Threaded Rod

**Material:** Steel

**Finish Coat:** Clear Zinc

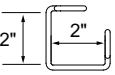
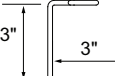

**Snake Nut™ Patent No:** 8622679

## 401 Series Snake Race™

Snake Race is a mini cable manager that will handle up to 145 voice/data cables. Mounting rings run along two planes allowing for multiple mounting configurations. Hand bendable design allows for easy changes in direction without using tools or additional hardware. Snake Race eliminates any undue stresses on sagging cables by maintaining support and proper bending radius for all types of cable especially in situations where generic J-type hooks might be installed. Great for tight spaces, security applications, residential, schools and office environments including office furniture.



ACCESSORIES ON PAGES 11, 13  
HARDWARE ON PAGES 14-16

	Part Number	Physical Dimensions	Pathway Dimensions		Physical Volume	Cable Capacity	Tray Weight	Finish
		Height/Length/Width	Depth	Width				
	CM 401-2-8	2 ½" x 8' x 2 ½"	2"	2"	3 si	30	3 #	G/SS/PC
	CM 401-3-8	3 ½" x 8' x 3 ½"	3"	3"	7 ½ si	75	3 ½ #	G/SS/PC
	CM 401-4-8	4 ¼" x 8' x 4 ¼"	4"	4"	14 si	145	4 #	G/SS/PC

FOR BEST RESULTS IT IS RECOMMENDED THAT SNAKE TRAY BE ANCHORED EVERY FOUR (4) TO FIVE (5) FEET

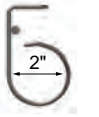
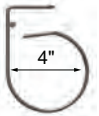
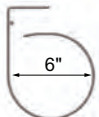
CABLE CAPACITY BASED ON 50% FILL AS PER NEC ARTICLE 392.9B 0.25 OD  
FINISHES: MECHANICALLY APPLIED GALVANIZED FINISH (G), STAINLESS STEEL (SS), POWDER COATED (PC)  
CSI SPECIFICATION ON WEBSITE AT [WWW.SNAKETRAY.COM](http://WWW.SNAKETRAY.COM)

## 454 Series Universal Snake Tray®

- Hand bendable (No cutting required!)
- Protects and secures both fiber and copper cables in all directional plains
- Maintains the proper bend radius for optimal performance
- Built-in mounting rings can be attached either overhead or on a wall
- Designed for easy pulling or loading cables from the side
- Nests together for low cost shipping and material handling
- Self limiting cable count for code compliant convenience of power over ethernet systems



ACCESSORIES ON PAGE 11  
HARDWARE ON PAGES 14-16

	Part Number	Physical Dimensions	Pathway Dimensions	Physical Volume	Cable Capacity	Tray Weight	Finish
		Height/Length/Width	Diameter				
	CM 454-2-8	3 ¾" x 8' x 2 ¾"	2"	3 si	30	3 #	G/SS/PC
	CM 454-4-8	5 ¾" x 8' x 4 ¾"	4"	12 si	120	5 #	G/SS/PC
	CM 454-6-8	7 ¾" x 8' x 6 ¾"	6"	28 si	260	7 #	G/SS/PC

FOR BEST RESULTS IT IS RECOMMENDED THAT SNAKE TRAY BE ANCHORED EVERY FOUR (4) TO FIVE (5) FEET





CABLE CAPACITY BASED ON 50% FILL AS PER NEC ARTICLE 392.9B 0.25 OD  
FINISHES: MECHANICALLY APPLIED GALVANIZED FINISH (G), STAINLESS STEEL (SS), POWDER COATED (PC)  
CSI SPECIFICATION ON WEBSITE AT [WWW.SNAKETRAY.COM](http://WWW.SNAKETRAY.COM)

# 501 Series Wall Snake Tray®

Wall Snake is the perfect solution for long linear installations where space is at a premium. The 501 series trays are designed to allow the tray to be directly attached to a wall without brackets using integrated mounting rings located along the center spine of the tray. These mounting rings eliminate the need for additional brackets or hanging hardware to complete the installation.



ACCESSORIES/HARDWARE ON PAGES 20-21  
ADDITIONAL HARDWARE ON PAGES 14-16

	Part Number	Physical Dimensions	Pathway Dimensions		Physical Volume	Cable Capacity	Tray Weight	Finish
		Height/Length/Width	Depth	Width				
	CM 501-2-8	3 1/2" x 8' x 2 1/2"	2"	2"	4 si	40	4 #	G/SS/PC
	CM 501-3-8	4 1/2" x 8' x 3 1/2"	3"	3"	9 si	92	4 1/2 #	G/SS/PC
	CM 501-5-8	6 1/2" x 8' x 5 1/2"	5"	5"	25 si	255	5 1/2 #	G/SS/PC
	CM 501-6-8	7 1/2" x 8' x 6 1/2"	6"	6"	36 si	367	7 #	G/SS/PC

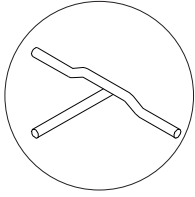
FOR BEST RESULTS IT IS RECOMMENDED THAT SNAKE TRAY BE ANCHORED EVERY FOUR (4) TO FIVE (5) FEET

CABLE CAPACITY BASED ON 50% FILL AS PER NEC ARTICLE 392.9B 0.25 OD  
FINISHES: MECHANICALLY APPLIED GALVANIZED FINISH (G), STAINLESS STEEL (SS), POWDER COATED (PC)  
CSI SPECIFICATION ON WEBSITE AT [WWW.SNAKETRAY.COM](http://WWW.SNAKETRAY.COM)



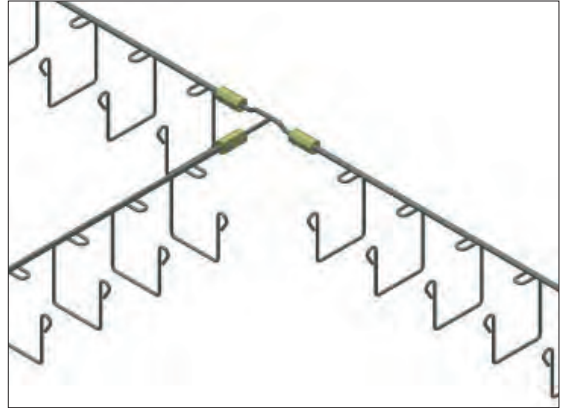
# 501 Series Wall Snake Tray® Accessories

## Universal 201/501 Series Intersection

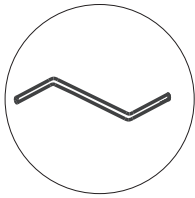


Part Number	Size
CM 0303T	5 1/2" x 5 1/2"

Installed as TEE component for the 201 series and 501 series trays.

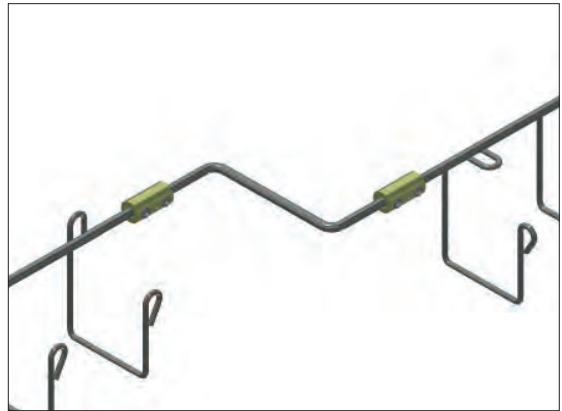


## 201 to 501 Series Connection Adapter

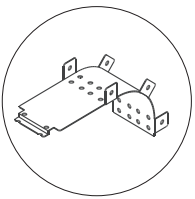


Part Number	Size
CM 201/501T	5 1/4" x 5 1/4"

Used to adapt 201 series to 501 series trays.

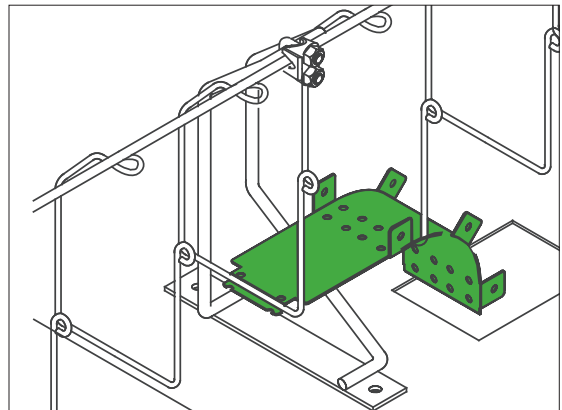


## For 201, 401 and 501 Series Cable Drop-Out Waterfall



Part Number	Size
TO-2	2" W
TO-3	3" W
TO-425	4 1/4" W
TO-5	5" W
TO-6	6" W

Provides a smooth transition for cables when exiting the tray. Maintains a consistent 4" radius eliminating kinked cables. Easily attaches to tray with cable ties.



## Concrete Anchor for 501 Series Wall Snake™

Part Number
CM 501-CA

Stud type anchor design allows easy through-type fastenings and can be set in bottomless hole. Pre-assembled anchor ensures easy and fast installation. Anchor size is same as drill bit size for easy installation. Comprehensive testing to ensure high performance in block, masonry and concrete base materials. Special design prevents the anchors from spinning in the hole. Anchor won't drop out while setting overhead.

Reprinted with permission from the Hilti company



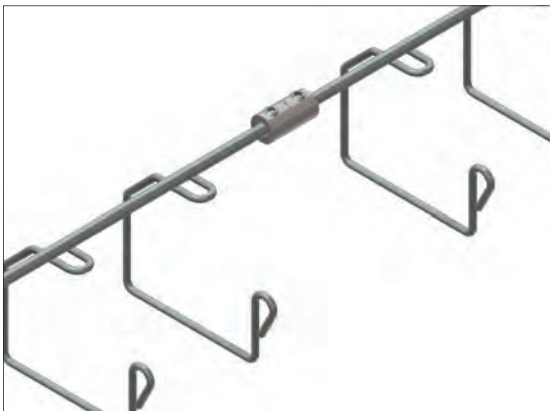
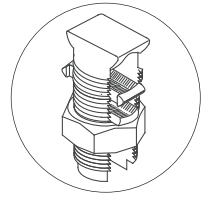
# 501 Series Wall Snake Tray® Accessories



## Universal Tray Connector Split Bolt

Part Number
CB-10

Provides both a mechanical and bonded electrical connection when joining tray sections to one another. Only one CB-10 required per connection.



## Universal Tray Inline Connector Bolt

Part Number
CB-12

Provides both a mechanical and bonded electrical connection when joining tray sections to one another.


- One CB-12 required per connection
- Set screws max torque = 230 in-lbs



## I-Beam Clamp

Part Number
CM 501-IBW

Bracket for 501 series tray to I-Beam.

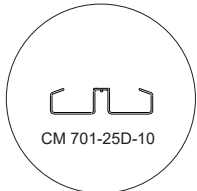


# 701 Series MC Snake Tray®

## Manage MC Cables in Minutes!

MC Snake Tray is hand bendable and specifically designed to manage MC cables overhead or on walls. Its patented built-in mounting rings allow for quick installations to concrete decks utilizing a traditional pole gun. Once installed, MC Snake Tray allows for fast installation of MC cables from the ground with an adjustable installation pole. There's never a need to step on a ladder making it the safest and quickest solution for MC cables!

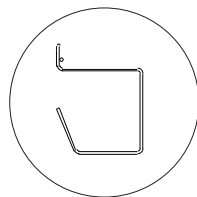
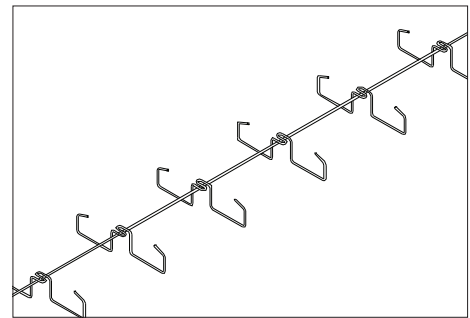
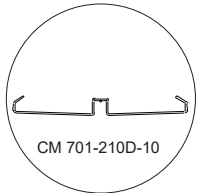
- Hand bendable to accommodate directional changes and obstacles in the cable pathway
- Trays connect together with single connector (CB-10 or CB-12)
- Built-in mounting rings for quick installation overhead
- Lay MC cables into MC Snake Tray from the ground with an adjustable pole (No ladder required!)
- Trays nest together for easy handling and low cost shipping



### Double Pocket

Part Number	Size (Each Pocket)
CM 701-25D-10	2" H x 5" W x 10' L
CM 701-210D-10	2" H x 10" W x 10' L
CM 701-28D-10	2" H x 8" W x 10' L

MC SNAKE IS DESIGNED TO BE SUPPORTED EVERY FIVE (5) FEET

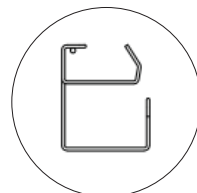
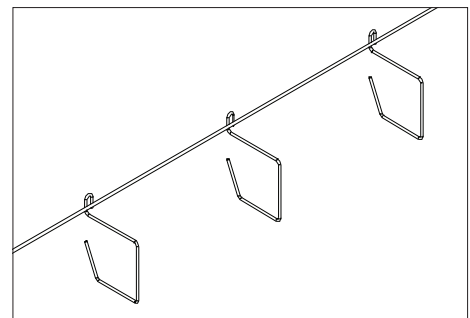


### Wall Mount

Part Number	Size
CM 701-6-6-112-WM	6" H x 6" W x 10' L

Hand bendable cable tray designed to secure MC Cable to a vertical surface.

MC SNAKE IS DESIGNED TO BE SUPPORTED EVERY FIVE (5) FEET




### Double Tier (Both Data and MC Cables)

Part Number	Size
CM 701-SK-0269	Upper Pathway 2.2" H x 4.5" W x 10' L
CM 701-SK-0269	Lower Pathway 3" H x 5" W x 10' L

Hand bendable cable tray double tier upper level for MC Cable, lower level for data cable.

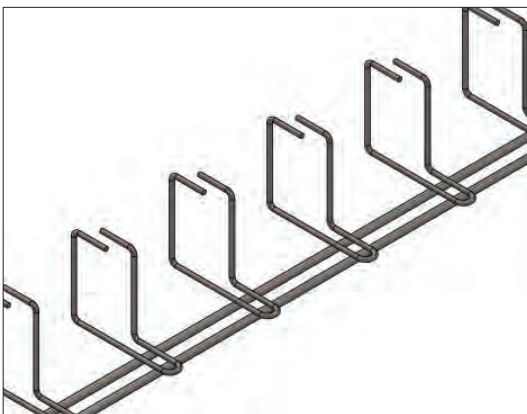
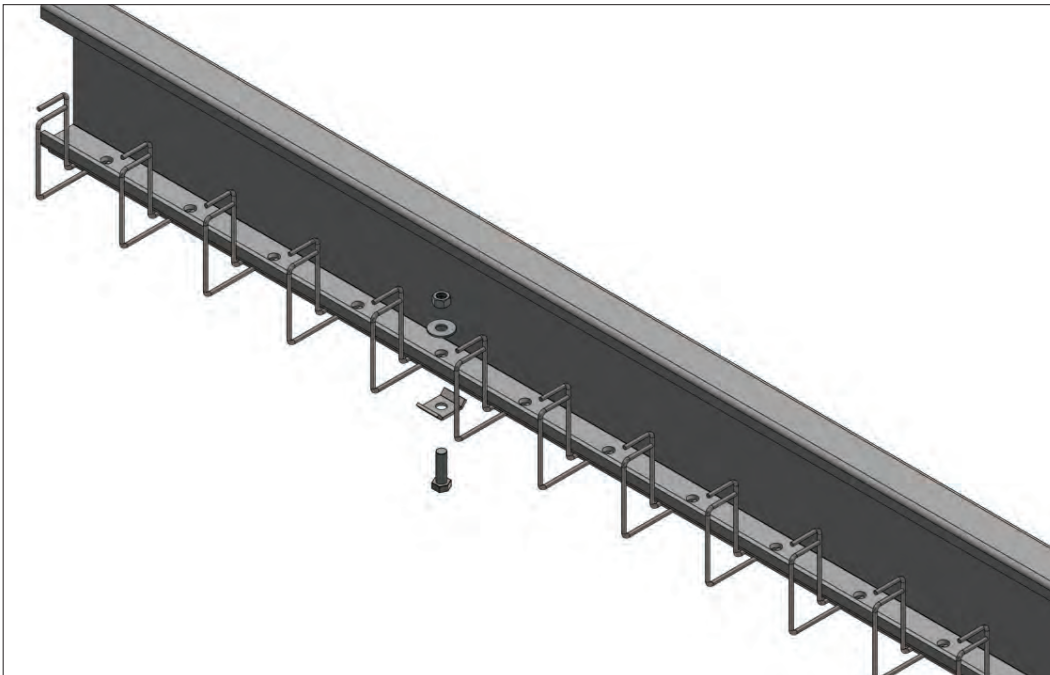
MC SNAKE IS DESIGNED TO BE SUPPORTED EVERY FIVE (5) FEET



Connectors - CB-10/CB-12 see page 21

## 787 Series Conveyor Snake Tray®

The 787 Series Conveyor Snake Tray is our newest hand bendable cable tray specifically for attachment to conveyor belt systems used inside distribution centers and warehouses. This thin-profile cable tray was designed to the specifications of a major conveyor belt manufacturer to meet their specific needs. It installs directly to the outer side rail flange of the conveyor belt support system, with a cable loading area measuring 3" tall x 1.75" wide. The spine is made of .25" recycled steel; the cable protuberances, welded to the spine at 4" intervals, are made of .156" (5/32") steel wire. This provides the necessary strength and flexibility to carry high cable loads in a compact space that precisely tracks the entire path of the conveyor. The 787 series features a patented lobster trap design that facilitates easy cable loading, changes, and additions, yet keeps cables captive while eliminating the need for wire tires. Each section is ten feet long, and attaches at any point with a simple hex nut and bracket to secure the tray to the conveyor flange. Like other Snake Tray cable management solutions, the 787 series offers all the traditional labor and cost-saving advantages of a prefabricated cable conveyance system.



If you are a conveyor belt manufacturer, we'd be happy to design a 787 series cable conveyance system customized to your unique requirements.



# Mega Snake<sup>®</sup>

## High-capacity cable tray system radically reduces labor and installation costs!

Mega Snake allows technicians to complete installations faster and reduce installation costs by eliminating labor-intensive steps and parts required by all other cable tray systems.

### Mega Fast Installation

- Built-in suspension system eliminates costly brackets or struts
- Unique design connects trays in under one minute - far faster than other cable trays
- Eliminates field fabrication of turns, TEE's and cross sections (no cutting required)

### Mega Smart Choice

- Patented design installs faster than traditional wire basket tray
- Pre-manufactured turns, TEE's, cross sections eliminate laborious cutting and sharp edges
- Unique nesting, stackable design reduces shipping and handling costs
- Splice kit maintains a continuous electrical bond throughout the system
- UL Classified Equipment Grounding Conductor

### Mega Versatility


- High capacity cable tray for high and low voltage cables
- Overhead and under floor models
- Patented rail can be accessorized with electrical boxes, patch panels, wireless distribution boxes and many other devices

### Superior Finishes

- Snake Tray's unique mechanically applied galvanizing process eliminates the growth of zinc whiskers
- Stainless Steel and powder coating also available for all trays



Built-in suspension system eliminates the need for costly and time consuming brackets or center strut




Our pre-manufactured turns, TEE's and intersections eliminate labor intensive cutting and clipping.



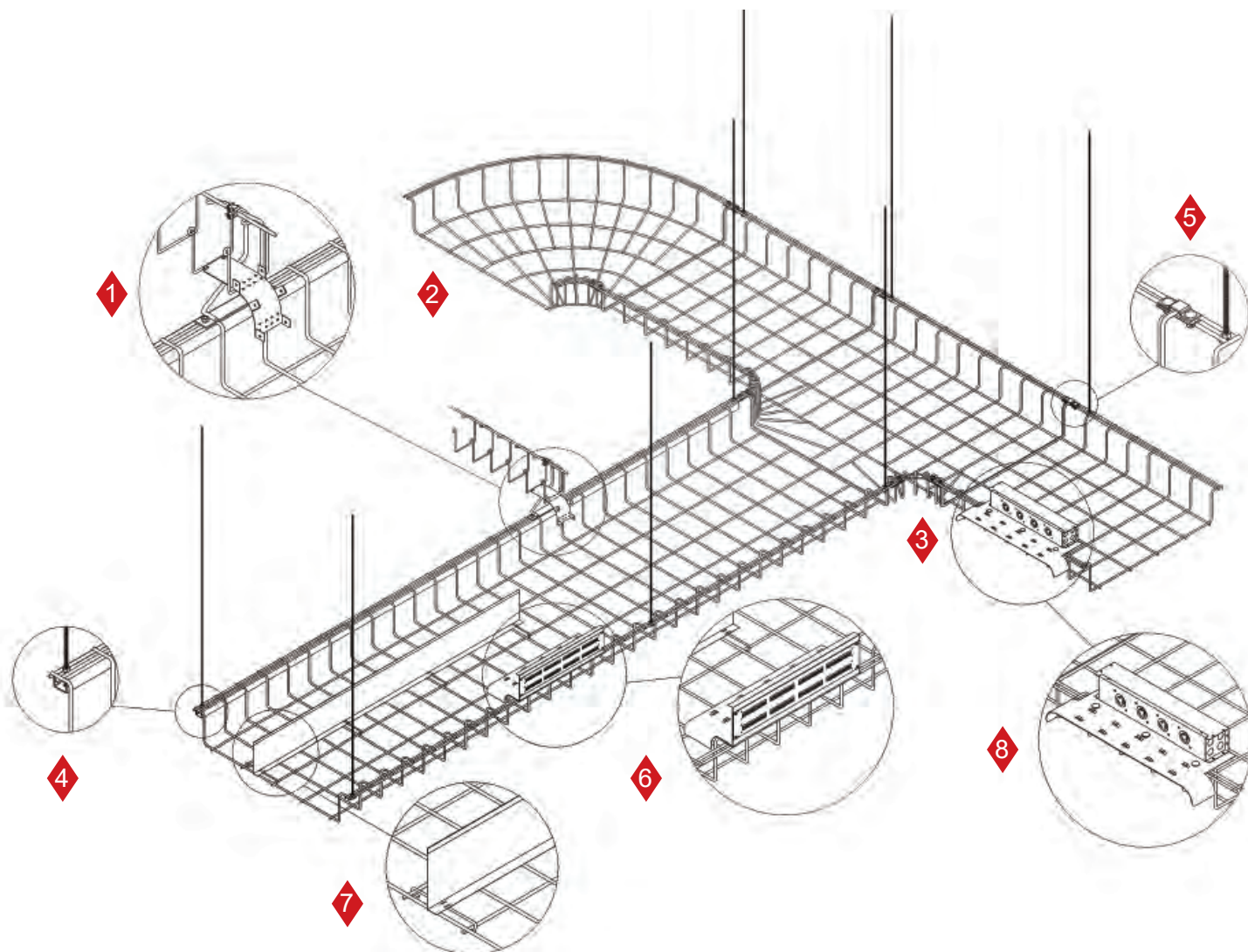
Unique nesting stackable design reduces shipping and handling costs.



Accessory rail allows interface with other Snake Trays, patch panels, strain relief and fiber optic pass over devices.



Call the Snake Tray engineering team to assist you with the creation of cable management or power distribution designs, drawing sets, bill of materials, submittals and BIM.



**1** Unique Accessory Rail makes this the only cable tray system that provides support for hanging additional cable trays, devices and accessories.

**2** Pre-manufactured turns eliminate labor-intensive cutting and allows for consistent bend radius.

**3** Pre-manufactured TEE's and cross sections save on-site labor.

**4** Optional Spanning Bar allows Mega Snake to span over ten (10) feet without deflection.

**5** Snake Rail, the patented accessory rail system, allows threaded rod to be attached directly to the tray at any point without additional brackets, strut, or trapezes. It allows for the connection of multiple accessory packages, including patch panels, camera mounts, and multi-outlet power modules. In addition, it provides the structure for electrically bonding Mega Snake via the self aligning splice kit.

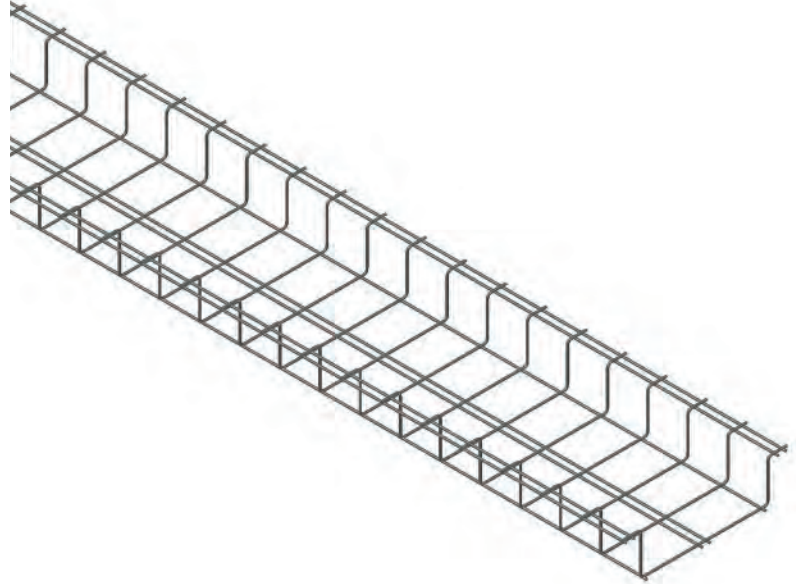
**6** In-line Patch Panel Adapter attaches directly to the accessory rail minimizing the need for equipment racks. (pg 32)

**7** Divider Grid snaps into position to form a divided pathway.

**8** Power Distribution Module offers empty or pre-wired modules that attach directly to the accessory rail to provide power in client designated locations greatly reducing electrical construction costs. (pg 32)

# 801 Series Mega Snake®

801 SERIES MEGA SNAKE®



## Straight Sections

Part Number	Pathway Dimensions		Physical Volume	Cable Capacity	Tray Weight	Finish
	Depth	Width				
CM 801-2-6-10	2"	6"	12 si	125	19.84 #	G/SS/PC
CM 801-4-6-10	4"	6"	24 si	250	21.76 #	G/SS/PC
CM 801-6-6-10	6"	6"	36 si	375	23.68 #	G/SS/PC
CM 801-2-8-10	2"	8"	16 si	165	21.28 #	G/SS/PC
CM 801-4-8-10	4"	8"	32 si	330	23.20 #	G/SS/PC
CM 801-6-8-10	6"	8"	48 si	490	26.4 #	G/SS/PC
CM 801-2-12-10	2"	12"	24 si	250	22.72 #	G/SS/PC
CM 801-4-12-10	4"	12"	48 si	490	24.64 #	G/SS/PC
CM 801-6-12-10	6"	12"	72 si	720	29.12 #	G/SS/PC
CM 801-2-18-10	2"	18"	36 si	375	28.72 #	G/SS/PC
CM 801-4-18-10	4"	18"	72 si	735	30.64 #	G/SS/PC
CM 801-6-18-10	6"	18"	108 si	1,100	32.56 #	G/SS/PC
CM 801-2-24-10	2"	24"	48 si	490	31.6 #	G/SS/PC
CM 801-4-24-10	4"	24"	96 si	980	33.52 #	G/SS/PC
CM 801-6-24-10	6"	24"	144 si	1,470	35.44 #	G/SS/PC

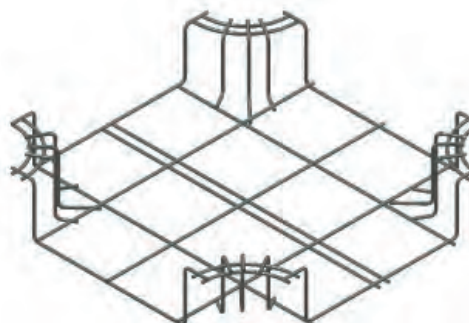

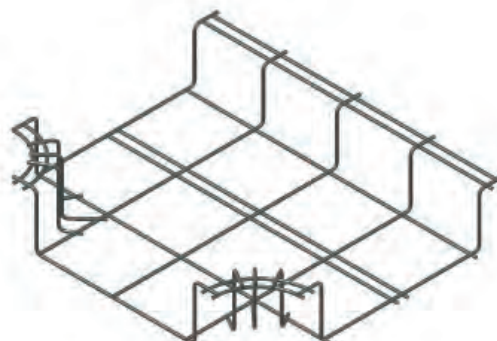
FOR BEST RESULTS IT IS RECOMMENDED THAT MEGA SNAKE BE SUPPORTED EVERY (5) FIVE FEET

THESE PRODUCTS ARE MANUFACTURED WITH CENTER SUPPORT RAIL FOR CENTER HANGING OPTIONS.

CABLE CAPACITY BASED ON 50% FILL AS PER NEC ARTICLE 392.9B 0.25 OD  
 FINISHES: MECHANICALLY APPLIED GALVANIZED FINISH (G), STAINLESS STEEL (SS), POWDER COATED (PC)  
 CSI SPECIFICATION ON WEBSITE AT [WWW.SNAKETRAY.COM](http://WWW.SNAKETRAY.COM)

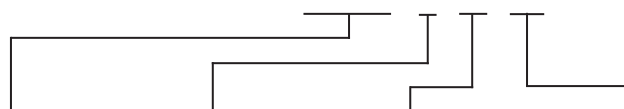


# 801 Series Mega Snake® Tray Fittings



## Fittings Part Numbering

Prefix  
Example: CM 801 - 2 - 18 - 90



Series	Side Rail Height	Width	Bend Description
CM 801	2"	6"	30 = 30 ° Turn
	4"	8"	45 = 45 ° Turn
	6"	12"	90 = 90 ° Turn
	18"		T = TEE Section
	24"		CG = 4-way Intersection

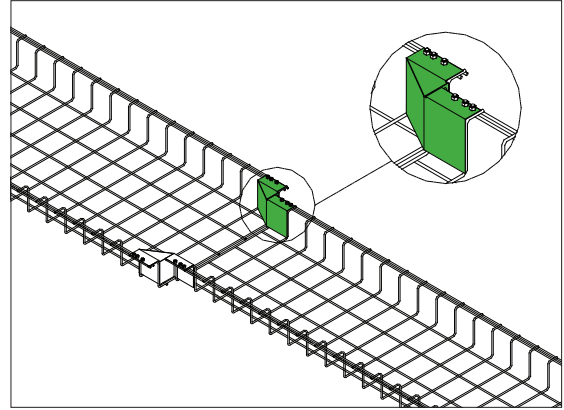


# 801 Series Mega Snake® Accessories

## Size Adapters

Part Number	Description
CM 801-2-R6	2" D x 6" W Reducer
CM 801-2-R12	2" D x 12" W Reducer
CM 801-4-R6	4" D x 6" W Reducer
CM 801-4-R12	4" D x 12" W Reducer
CM 801-6-R6	6" D x 6" W Reducer
CM 801-6-R12	6" D x 12" W Reducer
CM 801-2/4-R6	2" to 4" D x 6" W Reducer
CM 801-2/4-R12	2" to 4" D x 12" W Reducer
CM 801-4/6-R6	4" to 6" D x 6" W Reducer
CM 801-4/6-R12	4" to 6" D x 12" W Reducer
CM 801-2/6-R6	2" to 6" D x 6" W Reducer
CM 801-2/6-R12	2" to 6" D x 12" W Reducer

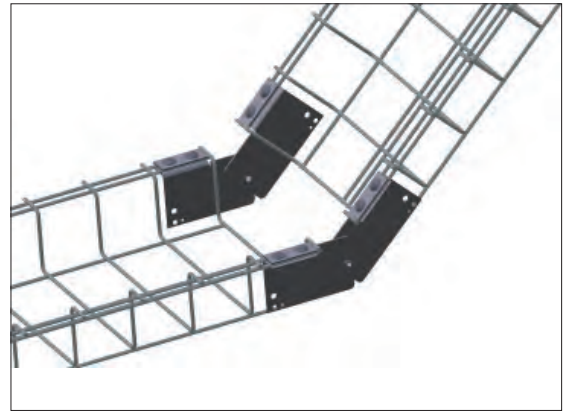
Transition from one size Mega Snake to another.



## Hinged Splice Plates

Part Number	Description
CM 801-2-H-SP	2" D Hinged Splice Plate Kit (2 splice plates per kit)
CM 801-4-H-SP	4" D Hinged Splice Plate Kit (2 splice plates per kit)
CM 801-6-H-SP	6" D Hinged Splice Plate Kit (2 splice plates per kit)

Each vertical directional change requires one kit.



## Splice Kit

Part Number	Description
CM 801-SP	Mega Snake Splice Kit (2 splice plates per kit)

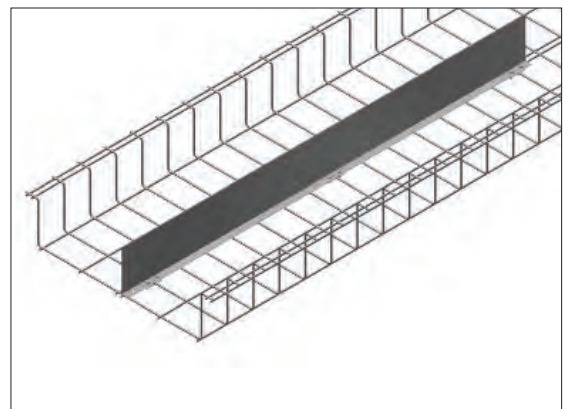
Splice kit maintains a continuous electrical and mechanical bond throughout the Mega Snake system.



## Divider Grid

Part Number	Description
CM 801-2-DG	2" D Divider Grid x 60"
CM 801-4-DG	4" D Divider Grid x 60"
CM 801-6-DG	6" D Divider Grid x 60"

Divides cable tray pathway.



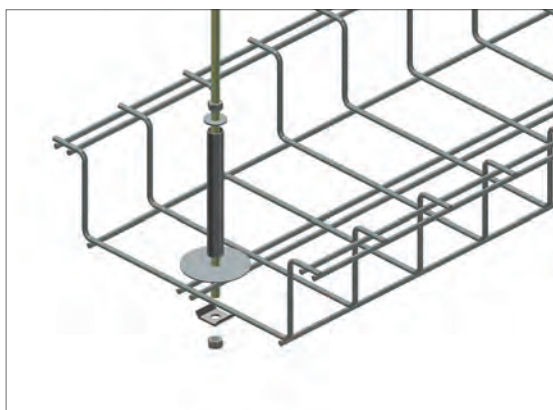
# 801 Series Mega Snake® Accessories



## Snake Nuts™ Threaded Rod Fastener

Part Number	Description
STSN 38	Fits 3/8"-16 Threaded Rod
STSN 12	Fits 1/2"-13 Threaded Rod
STSN 58	Fits 5/8"-11 Threaded Rod

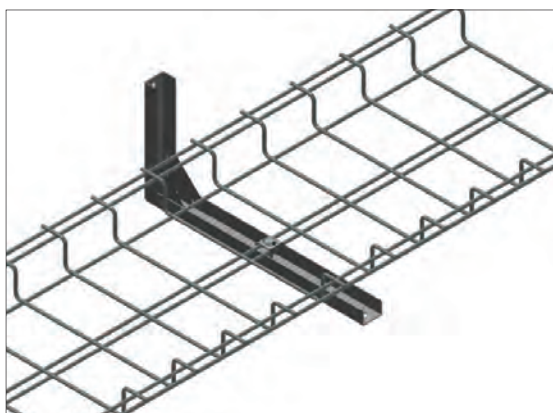
This innovative fastener eliminates the labor intensive need to hand thread hex nuts up a threaded rod. Simply insert the Snake Nut anywhere on the threaded rod and tighten into place with a set screw. Once locked into place, Snake Nut has been tested to hold up to 6,800 pounds.



## Center Support

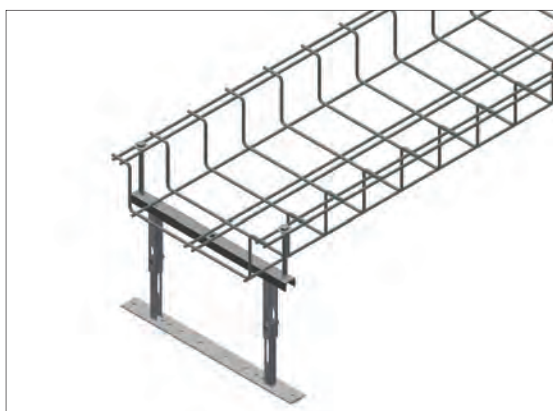
Part Number	Description
CM 801-CS	Center Support for 6", 8" and 12" W Tray
CM 801-18-CS	Center Support for 18" W Tray
CM 801-24-CS	Center Support for 24" W Tray

Bracket used when access to either side is required.



## Wall Bracket

Part Number	Size
CM 801-6-WB	Wall Bracket for 6" W Tray
CM 801-12-WB	Wall Bracket for 12" W Tray
CM 801-18-WB	Wall Bracket for 18" W Tray
CM 801-24-WB	Wall Bracket for 24" W Tray



## Cabinet Bracket

Part Number	Size
CM 801-X-X-CBN 3/5	Adjusts 3 - 5"
CM 801-X-X-CBN 6/10	Adjusts 6 - 10"

Cabinet Bracket used to mount 801 series tray to the top of Data Cabinets. Mounting hardware not included.

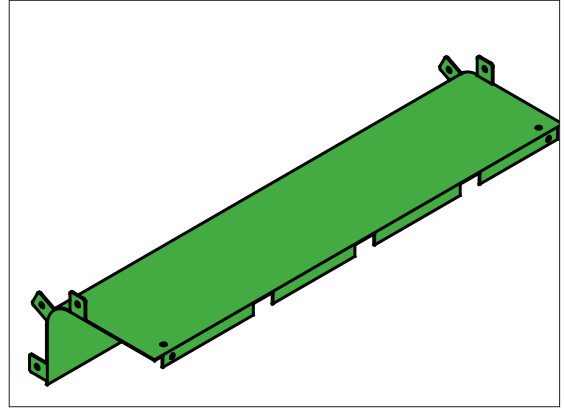
X DENOTES TRAY SIZE (DEPTH AND WIDTH)

CUSTOM CONFIGURATIONS AVAILABLE

# 801 Series Mega Snake® Accessories

## Cable Drop Out

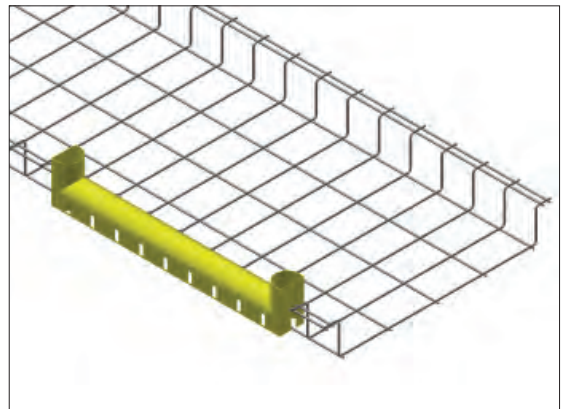
Part Number	Description
CM 801-TO-6	6" End Mounted Waterfall
CM 801-TO-8	8" End Mounted Waterfall
CM 801-TO-12	12" End Mounted Waterfall
CM 801-TO-18	18" End Mounted Waterfall
CM 801-TO-24	24" End Mounted Waterfall



## Rail Mount Cable Drop Out

Part Number	Description
CM 708-75-11744	Rail Mount Cable Dropout for 12" Mega Snake Tray
CM 708-75-11747	Rail Mount Cable Dropout for 18" Mega Snake Tray
CM 708-75-11741	Rail Mount Cable Dropout for 24" Mega Snake Tray

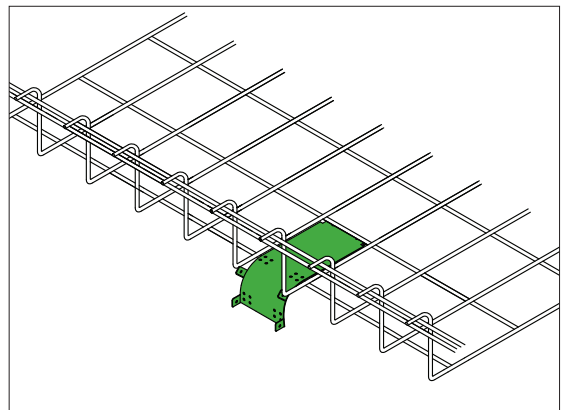
This side mounted cable drop out offers ultimate support for the high capacity data center cable runs while not compromising the cable tray itself. By bolting onto the universal rail system of the Mega Snake, the side mount unit allows for simple cable egress directly off the side of the tray without having to make any cuts or modifications preserving the strength and integrity of the tray. Ideally suited for supporting and protecting copper and fiber optic cables as they enter and exit the tray. Available in 12", 18", and 24" sizes, the cable dropout comes in standard galvanized, white or black powder coat or in a custom color to match any data center. Drop out bolts directly to the universal rail system of the 801 Series Mega Snake which allows for easy moves, adds or changes when needed. Provides a smooth surface for horizontal cable direction changes with a 180° bend which ensures cables do not have any potential pinch points or kinks.



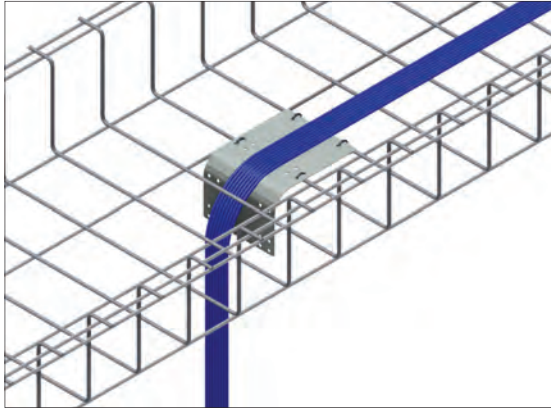
## Side Mount Cable Drop Out

Part Number	Description
CM 801-TO-3.50	Side Mounted Drop Out 3 ½" W

Side mounted drop out designed to enter/exit cable through side rail on 801 series tray.



# 801 Series Mega Snake® Accessories

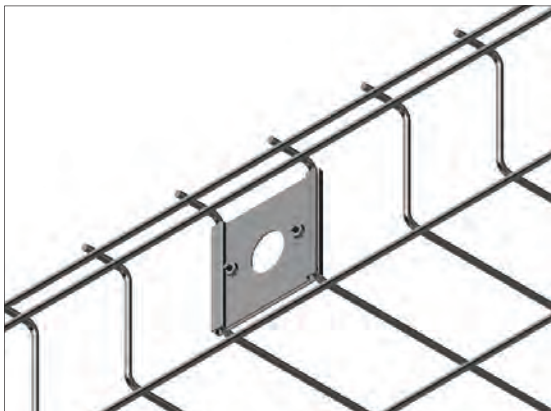


## In-Line Cable Drop Out

Part Number	Description
CM 801-TO-3.875 *	In-Line Cable Drop Out for 12", 18" and 24" Trays
CM 801-TO-5	In-Line Cable Drop Out for 12" and 24" Trays

\* Required for 18" Tray

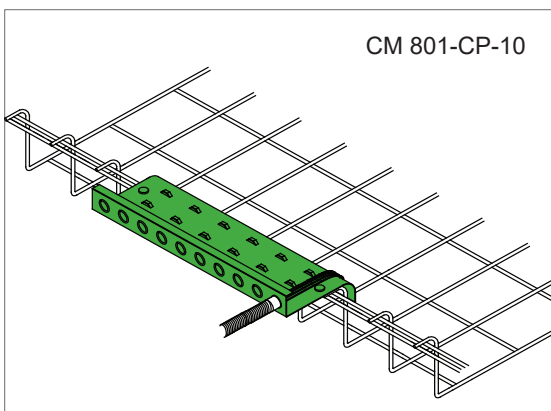
In-line cable drop out designed to enter/exit cable through a center section of 801 series tray.



## Conduit Plate Side Mount

Part Number	Description
CM 801-CP-010	3/4" Conduit
CM 801-CP-020	1" Conduit
CM 801-CP-030	1 1/4" Conduit
CM 801-CP-040	1 1/2" Conduit
CM 801-CP-050	2" Conduit

Securely adapts a single conduit to the side of the 801 series tray.



## Conduit Adapter

Part Number	Description
CM 801-CP-2	2 Point Connection Conduit Bracket
CM 801-CP-10	10 Point Connection Conduit Bracket

ADDITIONAL CONFIGURATIONS AVAILABLE

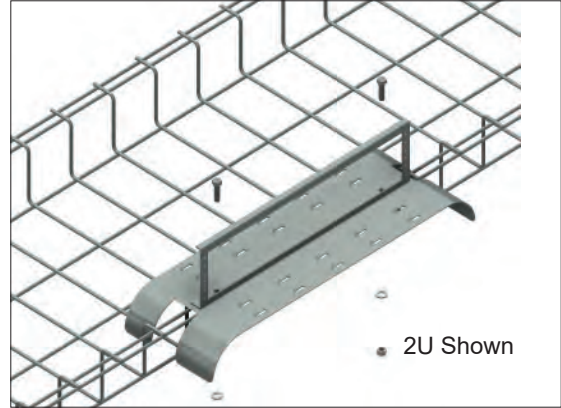


# 801 Series Mega Snake® Accessories

## In-Line Patch Panel Adapter

Part Number	Description
CM 801-PP/19-1U	19" Patch Panel Bracket - 1U
CM 801-PP/19-2U	19" Patch Panel Bracket - 2U
CM 801-PP/19-3U	19" Patch Panel Bracket - 3U
CM 801-PP/19-4U	19" Patch Panel Bracket - 4U

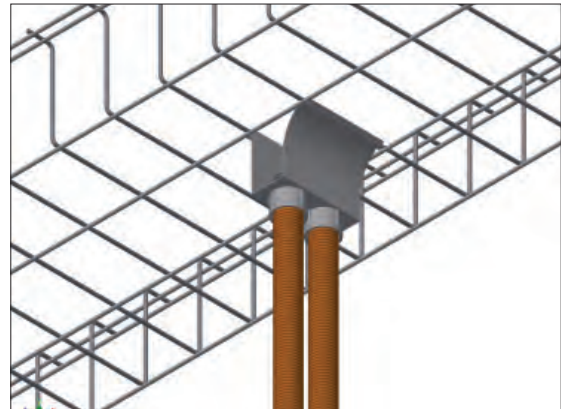
19" Patch Panel bracket attaches to side rail on 801 series tray.  
CUSTOM SIZES AVAILABLE.



## Fiber Optic Turn Out Module

Part Number	Description
CM 801-FOTO-S	Fiber Optic Single Exit for Cables
CM 801-FOTO-D	Fiber Optic Double Exit for Cables

Fiber optic exit designed to attach to the 801 series tray. Designed to protect cable and control bend radius.




## Power Distribution Module

Part Number	Description
CM 801-PM-XX	Customer Specified Power Distribution Module

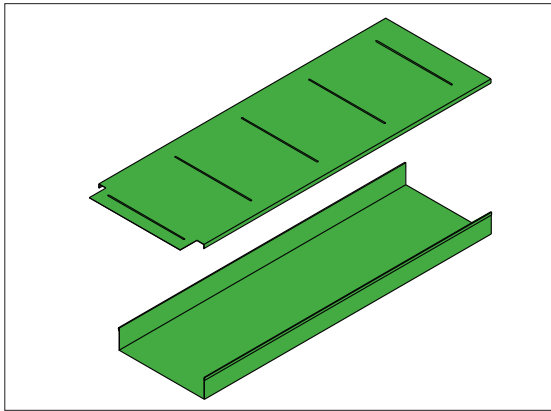
The Power Distribution Module is the cornerstone of the Mega Snake Power Distribution System. It is available empty or loaded with customer specified NEMA receptacles. It is also available pre-wired with MC cables to be carried by the Mega Snake and terminated at the electrical panel.

XX DENOTES CUSTOMER SPECIFIED POWER REQUIREMENTS.

Call the Snake Tray engineering team to assist you with the power distribution configuration and part numbers.



# 801 Series Mega Snake® Accessories

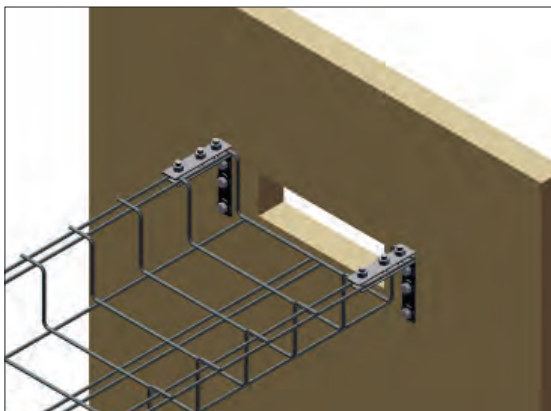


## Tray Inserts and Covers

Part Number	Description
CM 801-X-C	Tray Cover in 6", 12", 18" and 24" widths
CM 801-X-X-TI	Tray Insert in 6", 12", 18" and 24" widths
CM 801-X-TI-FLAT	Tray Flat Bottom Insert in 6", 12", 18" and 24" widths

Flat inserts are available for all fittings, 90°, TEE's and 4-way intersections

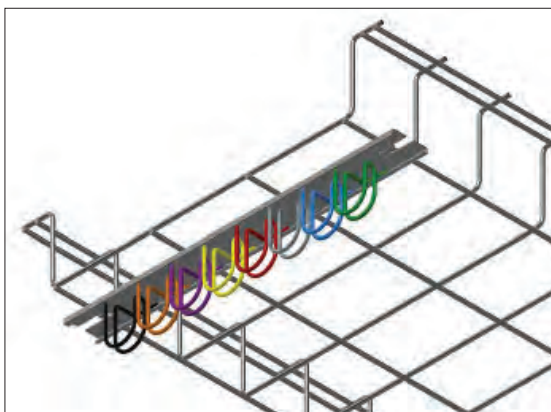
In 60" lengths, two inserts per tray required.



## Termination Kit

Part Number
CM 801-WTK

Mega Snake support for 90° wall, floor and ceiling terminations.



## Mega Snake Under Tray Pathway System

Part Number	Description
CM 801-18-ACSM	Auxiliary Conveyance System Module

Unique applications require unique solutions. In hospital environments, there is a need for mission critical cable pathways apart from the standard data cabling infrastructure, typically nurse call, alarm and security cabling. This under tray add on accessory provides up to 8 separate color coded cable pathways, simple to install and available with customer specific color coding.

# Snake Canyon<sup>®</sup>

## Drop-in Snake Canyon<sup>®</sup> and cut your labor costs by half!

Snake Canyon has revolutionized the way cable can be installed in computer access floors. This modular cable tray system instantly integrates with the existing structural elements of an access floor to create the fastest to install under-floor cable tray.

### One-piece drop-in cable tray module

- As little as one tenth the labor to install when compared to other methods
- No additional hardware or mounting legs required to buy, engineer, or ship
- Trays interface with ALL 2' x 2' access floor grids, and can be installed at any location
- Trays integrate with floor for strength and durability
- Maintains proper air flow under the floor
- Brings cable plant to the surface for easy access

### Snake Canyon can be installed in any floor style, including stringerless floors

- Universal solution for all access floors systems

### Snake Canyon integrates with the access floor structure

- Creates a new cable path above supplementary utilities

### Installation requires no complicated hardware or techniques

- No specialized labor or tools are required to install Snake Canyon

### Trays can be relocated and reused

- Can easily reconfigure to accommodate any future design plans

### Creates ergonomic cable pathway for safe and easy access

- Less wear and tear on installers, and easy access to the cable

### Half baskets and turning components available

- Trays can be easily configured for any cable plan


### Superior Finishes

- Snake Tray's unique mechanically applied galvanizing process eliminates the growth of zinc whiskers
- Stainless Steel and Powder Coating also available for all trays

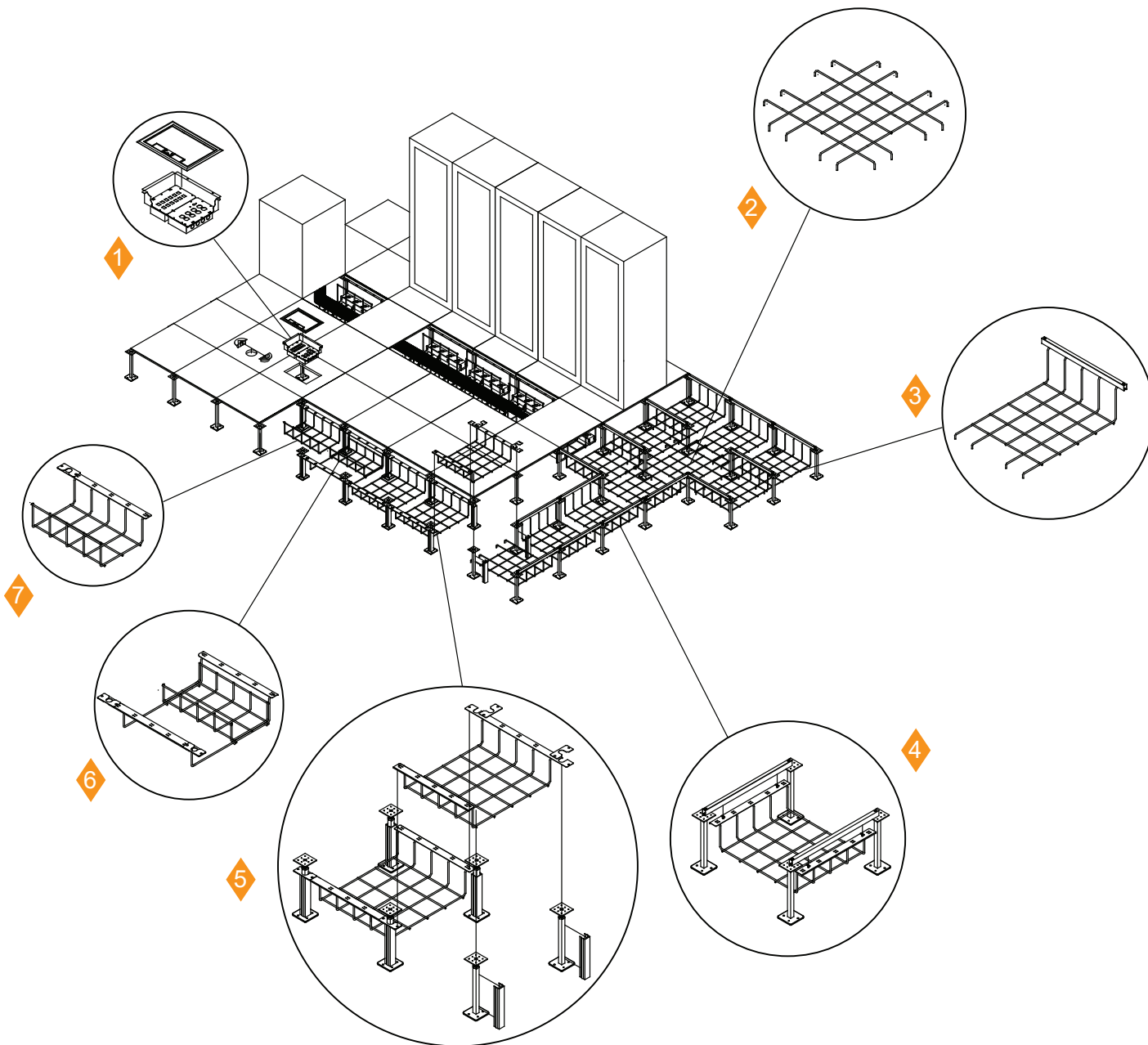
### Quality and Service

- Snake Tray ships from inventory the day it is ordered
- Customer service available 24 hours
- UL Classified
- EIA/TIA and NEC Compliant
- Made in the USA

### Complies with floor manufacturer's warranties



Call the Snake Tray engineering team to assist you with the creation of cable management or power distribution designs, drawing sets, bill of materials, submittals and BIM.



**1** Snake Box modular floor box contains both data and electrical receptacles. (pg 70)

**2** Crossing Grid creates 4-way intersections for trouble-free cable management.

**3** Turning Component allows for effortless changes in direction and parallel pathways.

**4** Snake Canyon Cam-Loc installs in seconds by attaching to existing floor stringer with simple twist lock cams.

**5** Snake Canyon Latch-Loc installs in seconds to the access floor by latching onto the floor pedestal or the threaded rod adjuster.

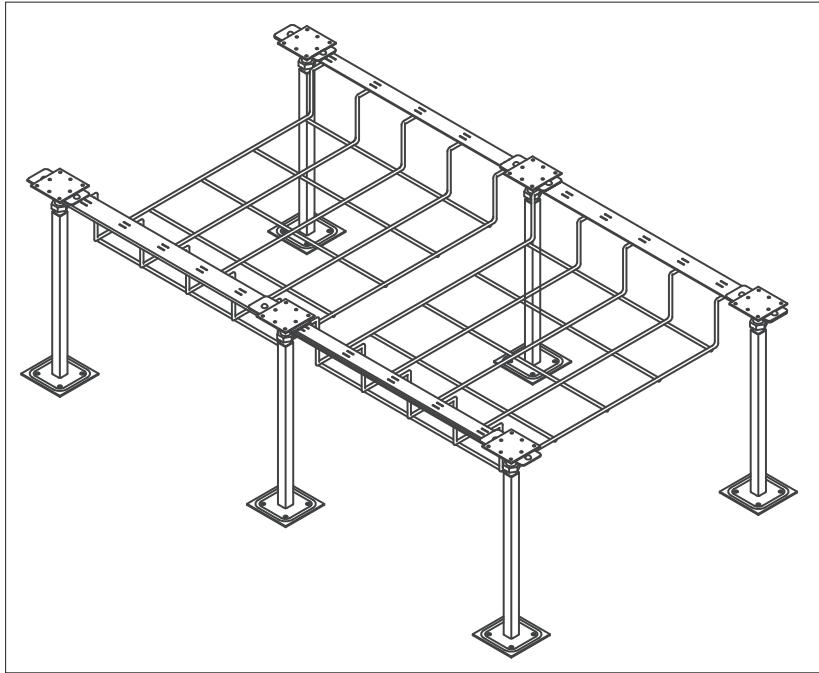

**6** Half Section Snake Canyon provides easy access to utilities below the cable path.

**7** Snake Canyon Cantilever maintains access to existing systems below and allows for stacking the pathways.



## 301 Series Snake Canyon® Latch-Loc

Snake Canyon Latch-Loc quickly installs to a computer access floor by latching onto the floor pedestal above the height adjuster nut. Snake Canyon's Latch-Loc all-in-one piece design instantly gives you a high capacity cable path that can hold close to 3000 data cables. Snake Canyon Latch-Loc is available in five depths in full or half basket sections and can be utilized with other Snake Canyon models to create bridges where floor tiles are not readily removable.



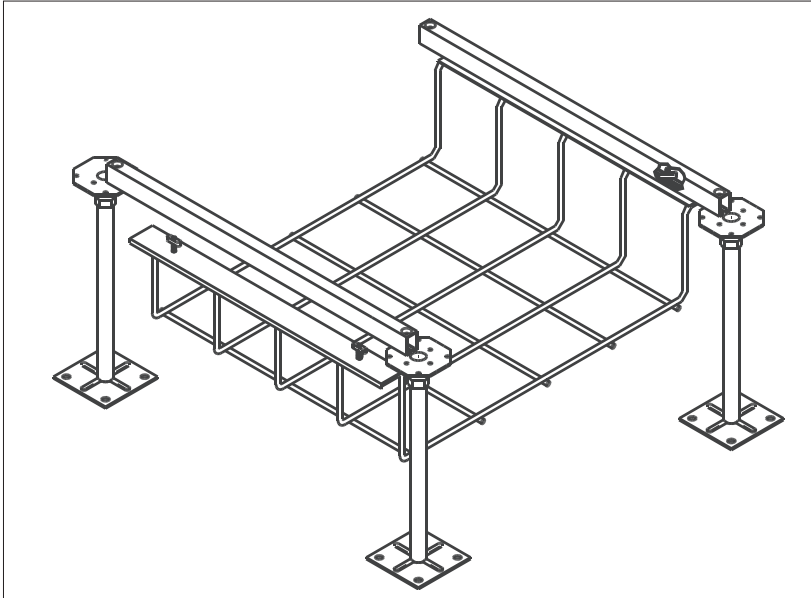
Part Number	Description	Pathway Dimensions		Physical Volume	Cable Capacity	Tray Weight	Finish
		Depth	Width				
CM 301-2-A45	2" Deep Latch-Loc ¾" PED	2"	22"	44 si	470	5 ¾ #	G/SS/PC
CM 301-4-A45	4" Deep Latch-Loc ¾" PED	4"	22"	88 si	940	6 #	G/SS/PC
CM 301-6-A45	6" Deep Latch-Loc ¾" PED	6"	22"	132 si	1400	6 ¼ #	G/SS/PC
CM 301-8-A45	8" Deep Latch-Loc ¾" PED	8"	22"	176 si	1880	6 ½ #	G/SS/PC
CM 301-12-A45	12" Deep Latch-Loc ¾" PED	12"	22"	264 si	2820	7 #	G/SS/PC
CM 301-2-A46	2" Deep Latch-Loc 1" PED	2"	22"	44 si	470	5 ¾ #	G/SS/PC
CM 301-4-A46	4" Deep Latch-Loc 1" PED	4"	22"	88 si	940	6 #	G/SS/PC
CM 301-6-A46	6" Deep Latch-Loc 1" PED	6"	22"	132 si	1400	6 ¼ #	G/SS/PC
CM 301-8-A46	8" Deep Latch-Loc 1" PED	8"	22"	176 si	1880	6 ½ #	G/SS/PC
CM 301-12-A46	12" Deep Latch-Loc 1" PED	12"	22"	264 si	2820	7 #	G/SS/PC

OTHER PEDESTAL BRACKETS SIZES AVAILABLE

CABLE CAPACITY BASED ON 50% FILL AS PER NEC ARTICLE 392.9B 0.25 OD  
 FINISHES: MECHANICALLY APPLIED GALVANIZED FINISH (G), STAINLESS STEEL (SS), POWDER COATED (PC)  
 CSI SPECIFICATION ON WEBSITE AT [WWW.SNAKETRAY.COM](http://WWW.SNAKETRAY.COM)

# 301 Series Snake Canyon® Cam-Loc

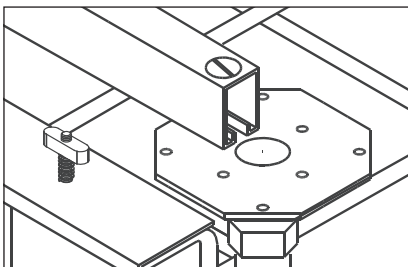
Snake Canyon Cam-Loc can be used on any general installation or where adjacent tiles can not be removed or when bridging under equipment racks and cabinets. Can be used on any access floor stringer type that utilizes an underside channel or open bottom box type design. The spring tensioned cam is inserted inside the stringer through the bottom slot and tightened with an allen key. The tightened cam creates a mechanical connection between the Snake Canyon basket and raised floor stringer. Available in straight sections, turning components and half sections.



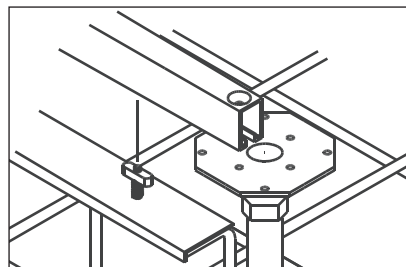
301 SERIES SNAKE CANYON® CAM-LOC

Part Number	Description	Pathway Dimensions		Physical Volume	Cable Capacity	Tray Weight	Finish
		Depth	Width				
CM301-2-CAM	2" Deep Snake Canyon Cam-Loc	2"	22"	44 si	470	5 #	G/SS/PC
CM301-4-CAM	4" Deep Snake Canyon Cam-Loc	4"	22"	88 si	940	5 ½ #	G/SS/PC
CM301-6-CAM	6" Deep Snake Canyon Cam-Loc	6"	22"	132 si	1400	5 ¾ #	G/SS/PC
CM301-8-CAM	8" Deep Snake Canyon Cam-Loc	8"	22"	176 si	1880	6 #	G/SS/PC
CM301-12-CAM	12" Deep Snake Canyon Cam-Loc	12"	22"	264 si	2820	6 ½ #	G/SS/PC

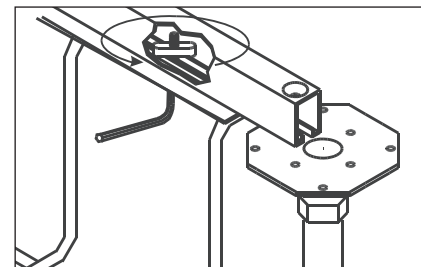
ADVISE STRINGER TYPE AND/OR DIMENSIONS. ADDITIONAL DEPTHS IN STOCK.



Spring loaded twist cam.



Align twist cam with the opening along the bottom of the stringer and raise basket - inserting cam inside stringer.

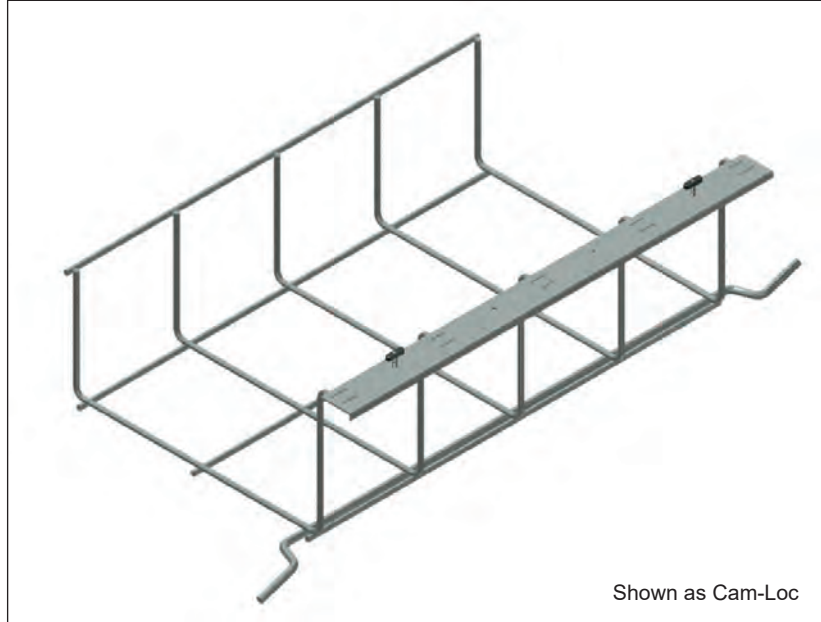


With cam inside stringer, use allen wrench to tighten cam and complete installation.

CABLE CAPACITY BASED ON 50% FILL AS PER NEC ARTICLE 392.9B 0.25 OD  
 FINISHES: MECHANICALLY APPLIED GALVANIZED FINISH (G), STAINLESS STEEL (SS), POWDER COATED (PC)  
 CSI SPECIFICATION ON WEBSITE AT [WWW.SNAKETRAY.COM](http://WWW.SNAKETRAY.COM)

## 301 Series Snake Canyon® Cantilever

Snake Canyon Cantilever is a great solution when accessibility to multiple layers of cable paths are required under the access floor. Trays can be stacked in order to provide multiple levels. Both Latch-Loc and Cam-Loc are available.



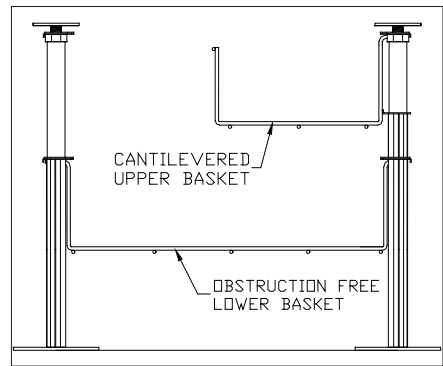
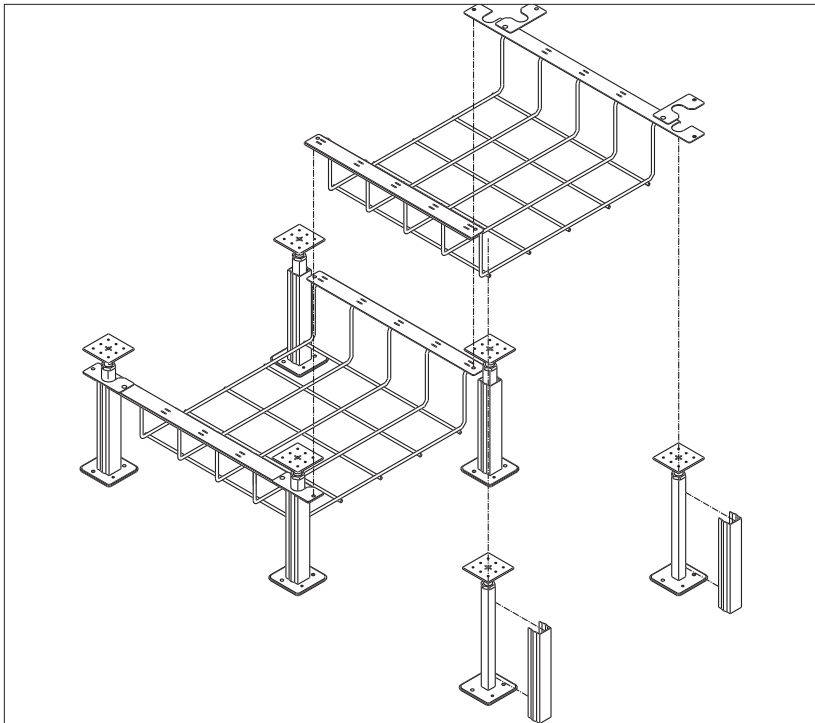
	Part Number	Physical Dimensions	Pathway Dimensions		Physical Volume	Cable Capacity	Finish
		Height/Length/Width	Depth	Width			
	CM 301-2-CL-X	2" x 19 1/2" x 11 5/16"	2"	11 1/2"	23 si	235	G/SS/PC
	CM 301-4-CL-X	4" x 19 1/2" x 11 5/16"	4"	11 1/2"	46 si	470	G/SS/PC
	CM 301-6-CL-X	6" x 19 1/2" x 11 5/16"	6"	11 1/2"	69 si	700	G/SS/PC
	CM 301-8-CL-X	8" x 19 1/2" x 11 5/16"	8"	11 1/2"	92 si	940	G/SS/PC
	CM 301-12-CL-X	12" x 19 1/2" x 11 5/16"	12"	11 1/2"	156 si	1410	G/SS/PC

X DENOTES STRINGER TYPE. CABLE CAPACITY BASED ON 50% FILL AS PER NEC ARTICLE 392.9B 0.25 OD FINISHES: MECHANICALLY APPLIED GALVANIZED FINISH (G), STAINLESS STEEL (SS), POWDER COATED (PC)

\* FOR SPECIFIC FLOOR MANUFACTURER STRINGER TYPES CALL 800.308.6788.  
CSI SPECIFICATION ON WEBSITE AT [WWW.SNAKETRAY.COM](http://WWW.SNAKETRAY.COM)

# 301 Series Snake Canyon® Plus

Snake Canyon Plus is the universal cable tray for under floors that instantly installs to any access floor with an easy snap-on tray support system. No tools or hardware required. Snake Canyon Plus allows for multiple tiers and multiple directions of cable management with divider grids available for the division of technologies. The modular tray design allows for easy changes and retrofits and its quick attaching system positions the cables trays to allow for ample airflow under the access floor.



## Cable Tray Modules

Part Number	Description	Pathway Dimensions		Physical Volume	Cable Capacity	Tray Weight	Finish
		Depth	Width				
CM 301-2-A50	2" Deep Snake Canyon Plus	2"	22"	44	470	5 ¾ #	G/SS/PC
CM 301-4-A50	4" Deep Snake Canyon Plus	4"	22"	88	940	6 #	G/SS/PC
CM 301-6-A50	6" Deep Snake Canyon Plus	6"	22"	132	1400	6 ¼ #	G/SS/PC
CM 301-8-A50	8" Deep Snake Canyon Plus	8"	22"	176	1880	6 ½ #	G/SS/PC
CM 301-12-A50	12" Deep Snake Canyon Plus	12"	22"	264	2820	7 #	G/SS/PC

CABLE CAPACITY BASED ON 50% FILL AS PER NEC ARTICLE 392.9B 0.25 OD

FINISHES: MECHANICALLY APPLIED GALVANIZED FINISH (G), STAINLESS STEEL (SS), POWDER COATED (PC)

CSI SPECIFICATION ON WEBSITE AT WWW.SNAKETRAY.COM.

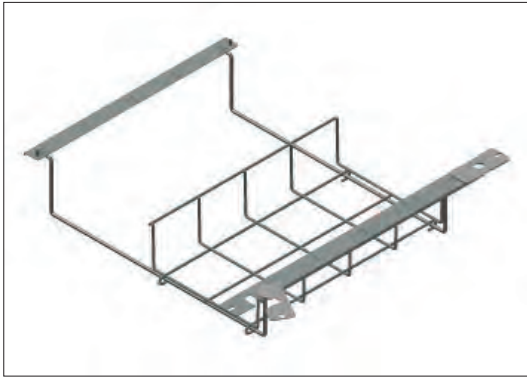
## Pedestal Risers

Part Number	Description
A50-XX	1 ¼" Pedestal
A49-XX	1 ½" Pedestal
A51-XX	1 ¾" Pedestal

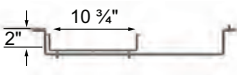
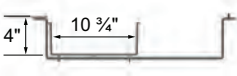
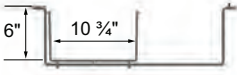
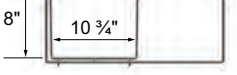
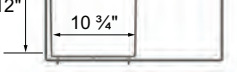
XX DENOTES HEIGHT OF RISER PER CUSTOMERS SPECIFICATIONS. RISERS FOR OTHER SIZE AND SHAPE PEDESTALS ARE AVAILABLE.



# 301 Series Snake Canyon® Half Section



The Snake Canyon Half Section allows for the same quick simple installation, accessibility and large cable capacity as the standard Snake Canyon, but also provides an open area for convenient access to supplementary utilities that may run below the Voice/Data cabling plan. No additional hardware or floor modifications are necessary to complete the installation, and is available in 2", 4", 6", 8" and 12" depths providing up to 86 square inches of cable path. Available in all Snake Canyon models including Cam-Loc, Latch-Loc, Click-In and Snake Canyon Plus.

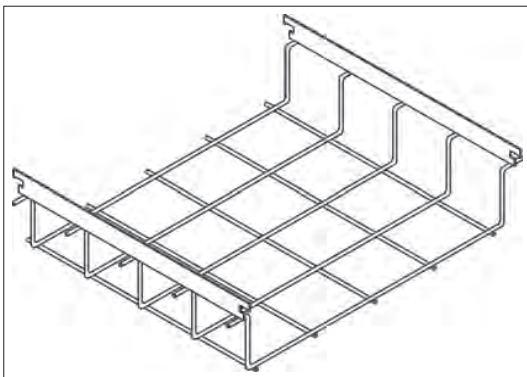
	Part Number	Physical Dimensions	Pathway Dimensions		Physical Volume	Cable Capacity	Finish
		Height/Length/Width	Depth	Width			
	CM 301-2-X-HS	3 3/4" x 24" x 23"	2"	10 3/4"	21 1/2 si	220	G/SS/PC
	CM 301-4-X-HS	5 3/4" x 24" x 23"	4"	10 3/4"	43 si	440	G/SS/PC
	CM 301-6-X-HS	7 3/4" x 24" x 23"	6"	10 3/4"	64 1/2 si	670	G/SS/PC
	CM 301-8-X-HS	9 3/4" x 24" x 23"	8"	10 3/4"	86 si	880	G/SS/PC
	CM 301-12-X-HS	13 3/4" x 24" x 23"	12"	10 3/4"	129 si	1320	G/SS/PC

X DENOTES STRINGER TYPE.

CABLE CAPACITY BASED ON 50% FILL AS PER NEC ARTICLE 392.9B 0.25 OD  
FINISHES: MECHANICALLY APPLIED GALVANIZED FINISH (G), STAINLESS STEEL (SS), POWDER COATED (PC)

CSI SPECIFICATION ON WEBSITE AT [WWW.SNAKETRAY.COM](http://WWW.SNAKETRAY.COM)

# 301 Series Snake Canyon® Click-In

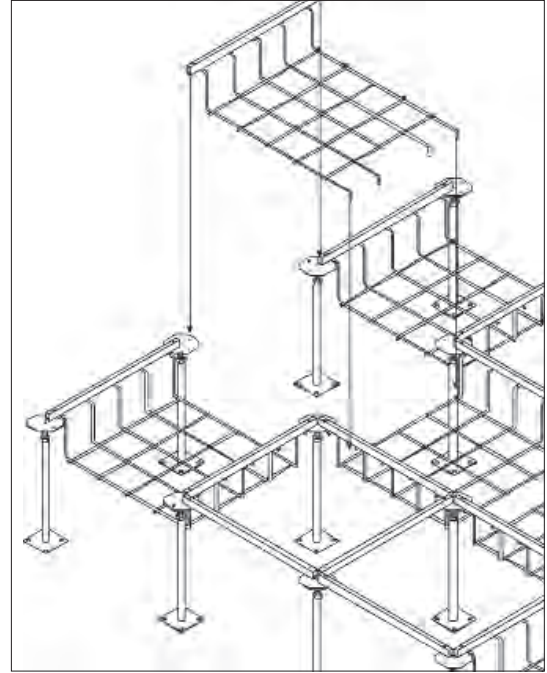



Snake Canyon Click-In simply indexes into the under structure of an AR Interface™ data center floor to offer a high capacity cable path that can hold over 2800 data cables. No tools, hardware or attachments to the floor pedestals required to complete the installation.

Part Number	Description
CM 301-2-A41	2" Deep Snake Canyon Click-In
CM 301-4-A41	4" Deep Snake Canyon Click-In
CM 301-6-A41	6" Deep Snake Canyon Click-In
CM 301-8-A41	8" Deep Snake Canyon Click-In
CM 301-12-A41	12" Deep Snake Canyon Click-In

# 301 Series Snake Canyon® Turning Component

Snake Canyon Turning Component is used as an intersection to create a 90° sweep or TEE in order to maintain the proper bend radius for the cable. Also can be used to create parallel pathways. Turning components are available in 2", 4", 6", 8" and 12" depths providing up to 184 square inches of cable path for up to 3000 data cables.



	Part Number	Physical Dimensions	Pathway Dimensions		Physical Volume	Cable Capacity	Tray Weight	Finish
		Height/Length/Width	Depth	Width				
	CM 301-2-TC-X	3 ¾" x 24" x 28"	2"	22"	44 si	470	4 ¾ #	G/SS/PC
	CM 301-4-TC-X	5 ¾" x 24" x 28"	4"	22"	88 si	940	5 #	G/SS/PC
	CM 301-6-TC-X	7 ¾" x 24" x 28"	6"	22"	132 si	1400	5 ¼ #	G/SS/PC
	CM 301-8-TC-X	9 ¾" x 24" x 28"	8"	22"	176 si	1880	5 ½ #	G/SS/PC
	CM 301-12-TC-X	13 ¾" x 24" x 28"	12"	22"	264 si	2820	6 #	G/SS/PC

X DENOTES STRINGER TYPE.

CABLE CAPACITY BASED ON 50% FILL AS PER NEC ARTICLE 392.9B 0.25 OD

FINISHES: MECHANICALLY APPLIED GALVANIZED FINISH (G), STAINLESS STEEL (SS), POWDER COATED (PC)

\* FOR SPECIFIC FLOOR MANUFACTURER STRINGER TYPES CALL 800.308.6788. BUILT TO CUSTOMER'S SPECIFICATIONS.

CSI SPECIFICATION ON WEBSITE AT [WWW.SNAKETRAY.COM](http://WWW.SNAKETRAY.COM)

# 301 Series Snake Canyon® Accessories


## Patch Panel Pedestal Mount Kit

Part Number
CM 708-10-10495-KIT

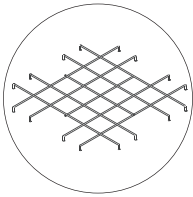
Allows for structured cabling to be mounted below the raised floor in a code compliant data center. 4 RU capabilities.

Kit consists of:

- (2) Mounting Plate, Patch Panel
- (4) U-bolt for 1 ¼" Pedestal
- (8) 5/16"-18 Hex Nut
- (8) #10-32 x 3/8 Long Screw

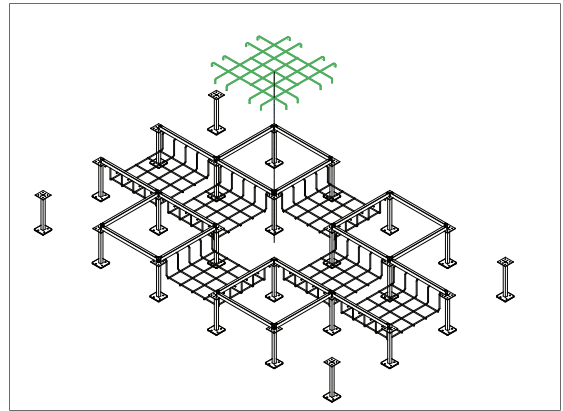


## Universal Crossing Grid

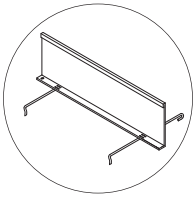


Part Number	Size
CM 301-CG	31" x 31"

Install Snake Canyon Crossing Grids where 4-way intersections are necessary. No additional tools or mounting hardware required to complete installation.

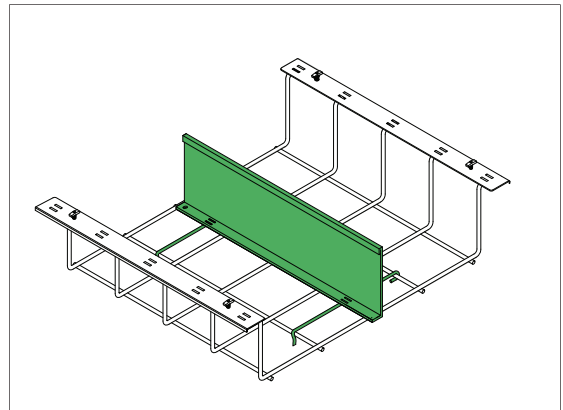


## Divider Fence

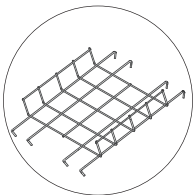


Part Number	Size
CM 301-DG-2	24" L x 2" H
CM 301-DG-4	24" L x 4" H
CM 301-DG-6	24" L x 6" H
CM 301-DG-8	24" L x 8" H
CM 301-DG-12	24" L x 12" H

Divides Snake Canyon modules into separate cable pathways. Easy "Snap-in" design. Additional sizes available.

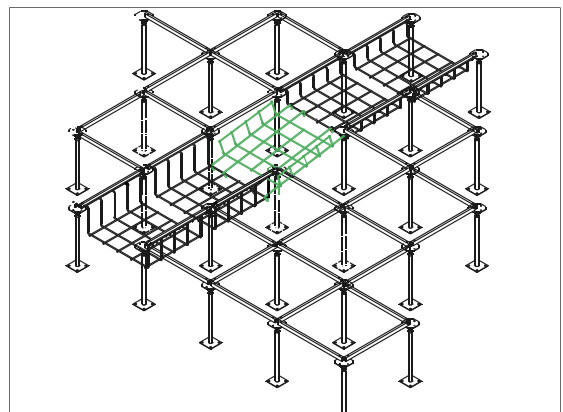


## Transition Component

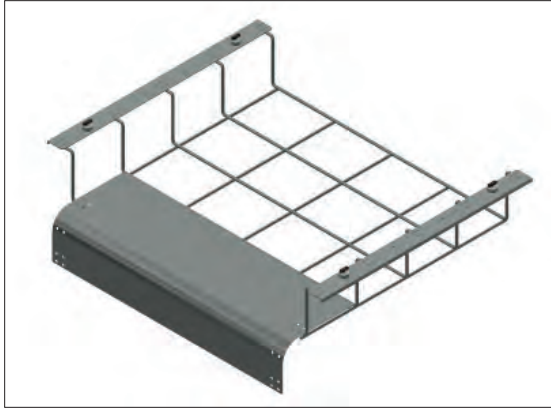


Part Number	Size
CM 301-TR	23" W x 31" L

Transition Components provide continuous support for cable when transitioning from two different depth Snake Canyon modules.



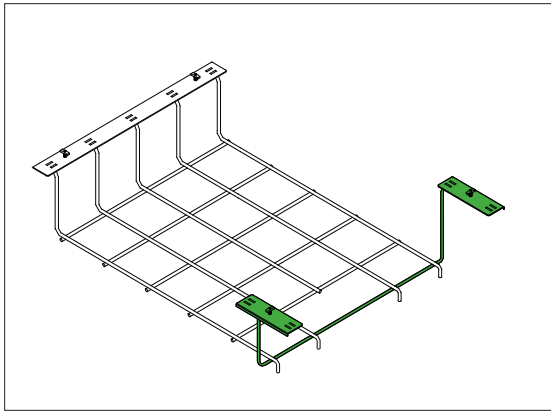
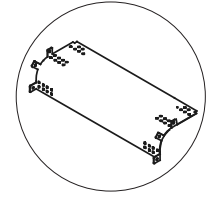
# 301 Series Snake Canyon® Accessories



## Cable Drop Out

Part Number	Size
CM 301-TO	22" x 7"

Continuous drop out for both straight sections and turning components. Provides a smooth transition for cables when exiting the tray. Maintains a consistent 4" radius eliminating kinked cables. Easily attaches to tray with cable ties.

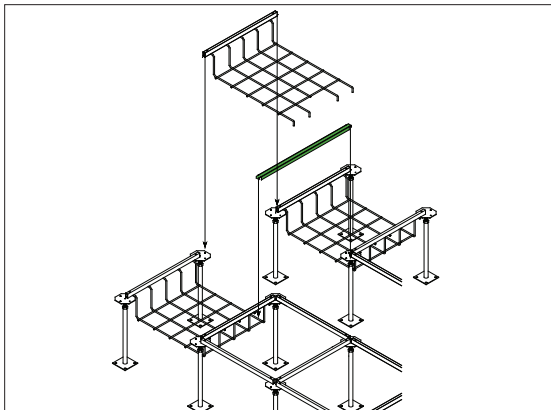
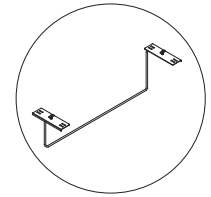


## Cam-Loc Turning Component Bridge Support

Part Number
CM 301-X-TCS-CAM

Install Snake Canyon Crossing Grids where 4-way intersections are necessary. No additional tools or mounting hardware required to complete installation.

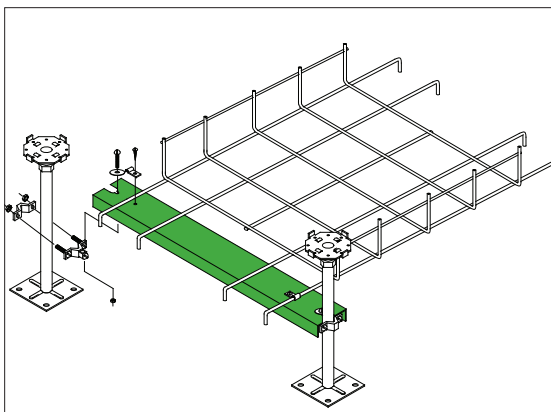
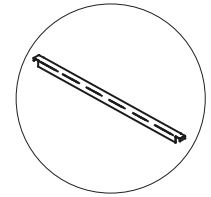
X DENOTES DEPTH



## Bridge Support

Part Number	Size
CM 301-TS-2	29 1/2" x 1"
CM 301-TS-4	53 1/2" x 1"

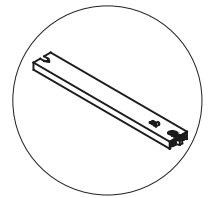
Used to create a support bridge for turning components, transition components and/or crossing grids. Interfaces with adjacent snake canyon baskets.



## Pedestal Mount Bridge

Part Number	Size
CM 301-TRCB	25" x 3 1/4"

Used to create a support bridge for turning components, transition components and/or crossing grids. Interfaces with adjacent floor pedestals.





# Aluminum Cable Tray




ALUMINUM CABLE TRAY BENEFITS

Snake Tray offers Aluminum Cable Trays to accommodate our customer's needs for larger cable trays. Aluminum Cable Trays are light weight for easier installation while offering a high loading capacity to manage large cable runs. Components are easy to attach with our quick connection system. We manufacture the full range of aluminum cable trays in our factory and stand ready to deliver to your next project.

- Light weight aluminum
- High loading capacity to handle large cable runs
- Easy connection system
- Great for industrial and outside plant installations
- Made in the USA

# 653 Series Aluminum Cable Tray Straight Sections



Ladder Type  
(Specify Rung Spacing)



Ventilated Trough



Non-Ventilated Trough

## Straight Section Part Numbering

Prefix  
Example: CM 653 - L06 - 4 - 06 - 120


Series	Type/Description	Side Wall Depth	Width	Length
CM 653	L06 = Ladder 6" Rung Spacing	4 = 4"	06 = 6"	120 = 10'
	L09 = Ladder 9" Rung Spacing	6 = 6"	09 = 9"	144 = 12'
	L12 = Ladder 12" Rung Spacing		12 = 12"	240 = 20'
	VT = Vented Trough Tray		18 = 18"	
	ST = Non-Vented Trough Tray		24 = 24"	
			30 = 30"	
			36 = 36"	

# 653 Series Aluminum Cable Tray Accessories

## In-Line Locking Splice Plates

Part Number	Size
CM 653-4-SP-01	4" H
CM 653-6-SP-01	6" H

- Standard 4-hole pattern
- Furnished in pairs with hardware
- One pair including hardware required for each section
- For field installation drill 13/32" hole



## Expansion Splice Plates

Part Number	Size
CM 653-4-ESP-01	4" H
CM 653-6-ESP-01	6" H


- Expansion plates allow for one inch expansion or contraction of the cable tray, or where expansion joints occur in the supporting structure
- Furnished in pairs with hardware
- Bonding jumpers are required on each side-rail (order separately)



## Vertical Adjustable Splice Plates

Part Number	Size
CM 653-4-VASP-01	4" H
CM 653-6-VASP-01	6" H

- Provides for changes in elevation that do not conform to standard vertical fittings
- Furnished in pairs with hardware
- Bonding jumper not required



## Cable Drop-Out

Part Number	Size
CM 653-TO-T-06	6" W
CM 653-TO-T-09	9" W
CM 653-TO-T-12	12" W
CM 653-TO-T-18	18" W
CM 653-TO-T-24	24" W
CM 653-TO-T-30	30" W
CM 653-TO-T-36	36" W

- These components provide a rounded surface to protect cable as it exits from the cable tray
- Hardware included




## 653 Series Aluminum Cable Tray Accessories



### Tray Divider, Straight Section

Part Number	Size
CM 653-4-DG	4" H
CM 653-6-DG	6" H


- These components create a vertical barrier when installed into the cable tray straight section
- Furnished with three #10 x 1/2" zinc plated self-drilling screws
- Standard length is 60" (5 ft.)
- Sold individually



### Tray Divider, Horizontal Bend

Part Number	Size
CM 653-4-DG-H	4" H
CM 653-6-DG-H	6" H

- Horizontal bend barriers are flexible in order to conform to any horizontal radius
- Cut to length
- Furnished with three #10 x 1/2" zinc plated self-drilling screws
- Standard length is 60" (5 ft.)
- Sold individually




### End Cap

Part Number	Size
CM 653-4-X-EC	4" H
CM 653-6-X-EC	6" H

- Creates a barrier at the terminal end on the cable tray run
- Furnished with installation hardware
- Sold Individually

X DENOTES WIDTH OF TRAY



### Bonding Jumper

Part Number	Description
CM BJ-6-8	6 GA, Copper, 8" Long, 55 AMPS
CM BJ-1	#1 Copper, 15" Long, 600 AMPS
CM BJ-2/0	2/0 Copper, 15" Long, 1000 AMPS
CM BJ-3/0	3/0 Copper, 15" Long, 1200 AMPS
CM BJ-4/0	4/0 Copper, 15" Long, 1600 AMPS
CM BJ-250	250 Copper, 18" Long, 2000 AMPS

- Use at each expansion splice and where the cable tray is not mechanically/ electrically continuous to ground
- Installation hardware included
- Bonding jumper is 16" long
- Sold individually




# 653 Series Aluminum Cable Tray Accessories

## Cable Tray Clamp

Part Number	Description
CM 653-TCK-01	without Hardware
CM 653-TCK-02	Steel, with Hardware*
CM 653-TCK-03	Aluminum, without Hardware

- \*Hardware
- (2) Tray Clamps
  - (2) Hex Bolts
  - (2) Strut Nuts



## Threaded Rod

Part Number	Clear Zinc Plated Threaded Rod
TR-1-G	3/8" - 16 x 1'
TR-2-G	3/8" - 16 x 2'
TR-3-G	3/8" - 16 x 3'
TR-4-G	3/8" - 16 x 4'
TR-5-G	3/8" - 16 x 5'
TR-6-G	3/8" - 16 x 6'
TR-8-G	3/8" - 16 x 8'
TR-10-G	3/8" - 16 x 10'
TR-1/2-1-G	1/2" - 13 x 1'
TR-1/2-2-G	1/2" - 13 x 2'
TR-1/2-3-G	1/2" - 13 x 3'
TR-1/2-4-G	1/2" - 13 x 4'
TR-1/2-5-G	1/2" - 13 x 5'
TR-1/2-6-G	1/2" - 13 x 6'
TR-1/2-8-G	1/2" - 13 x 8'
TR-1/2-10-G	1/2" - 13 x 10'



- Loading based on safety factor 5. Standard Finish: Zinc plated
- Bonding jumper not required

## Rod Coupling

Part Number	Size
CM RC-38	3/8"
CM RC-12	1/2"

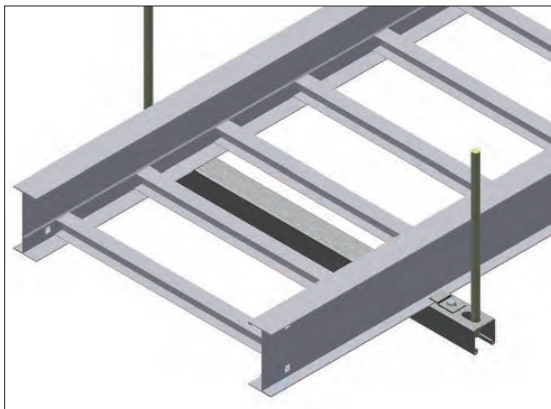


## Nuts

Part Number	Size
CM HN-38	3/8"
CM HN-12	1/2"




## 653 Series Aluminum Cable Tray Accessories



### Trapeze Support Kit

Part Number	Tray	Channel
CM 653-TS-06	6" W	14" L
CM 653-TS-09	9" W	16" L
CM 653-TS-12	12" W	20" L
CM 653-TS-18	18" W	26" L
CM 653-TS-24	24" W	32" L
CM 653-TS-30	30" W	38" L
CM 653-TS-36	36" W	44" L

- Provides the necessary components for a single trapeze support in one kit. These kits are available in pre-galvanized steel with zinc plated hardware
- The support bar provides convenient pre-punched slots, eliminating the need for field drilling
- The entire kit is sealed in a plastic bag and boxed with the channel, which is pre-cut to the appropriate length as shown in the chart
- Designed for use with ½" threaded rod (order rod separately)



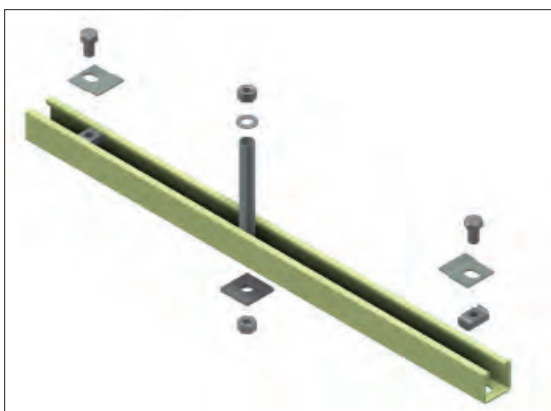
### Rooftop Support Bases with Channel

Part Number	Size
CM 653-RS-28	5 5/8" H x 6" W x 28" L
CM 653-RS-36	5 5/8" H x 6" W x 36" L
CM 653-RS-42	5 5/8" H x 6" W x 42" L
CM 653-RS-50	5 5/8" H x 6" W x 50" L
CM 653-RS-60	5 5/8" H x 6" W x 60" L

- Designed for use as a rooftop support for cable tray
- Each support has rubberized pads on the underside of each leg to minimize any chaffing of the existing rooftop
- Can be used with any Snake Tray cable tray clamps and guides
- Ultimate Load Capacity: 1,000 lbs. (uniform load)
- Patio blocks are not included

### Center Hung Tray Support

Part Number	Size
CM 653-CS-18	18" H
CM 653-CS-30	30" H



- Center Hung Cable Tray Support allows cable to be installed from both sides
- Eliminates costly cable pulling and field cutting of cable tray supports. Labor costs are drastically reduced
- Required hardware and threaded rod material for trapeze assemblies are reduced by 50%
- Designed for use with ½" threaded rod (order rod separately)
- Use with all aluminum and steel cable trays up to 24" in width
- Load capacity is 700 lbs. per support
- Eccentric loading is not to exceed a 60% vs. 40% load differential
- The maximum recommended unsupported span length is 144"/12 ft. (3.66m)
- Furnished with installation hardware

# 653 Series Aluminum Cable Tray Accessories

## Vertical Hanger Splice Plates

Part Number	Size
CM 653-4-VHSP	4" H
CM 653-6-VHSP	6" H

- Design load is 1,500 lb/pair
- Furnished in pairs
- Designed for use with either 1/2" threaded rod (order rod separately)



## Heavy Duty Hold-Down Bracket

Part Number
CM 653-HDB

- For 4" or 6" Aluminum Cable Tray
- Design load is 4,000 lb/pair
- Four bolt attachment
- Hardware to attach the bracket to the substrate sold separately
- Recommended for support of vertical pathways



## Triangle Wall Bracket


Part Number
CM 610-653-XX-WBN

- Assembly Required
- Available in 6", 12", 18" and 24" tray width

XX DENOTES WIDTH OF TRAY



# 653 Series Aluminum Cable Tray Fittings



## Fittings Part Numbering

Prefix  
Example: CM 653 - L09 - 4 - 12 - 90 - HB - 12

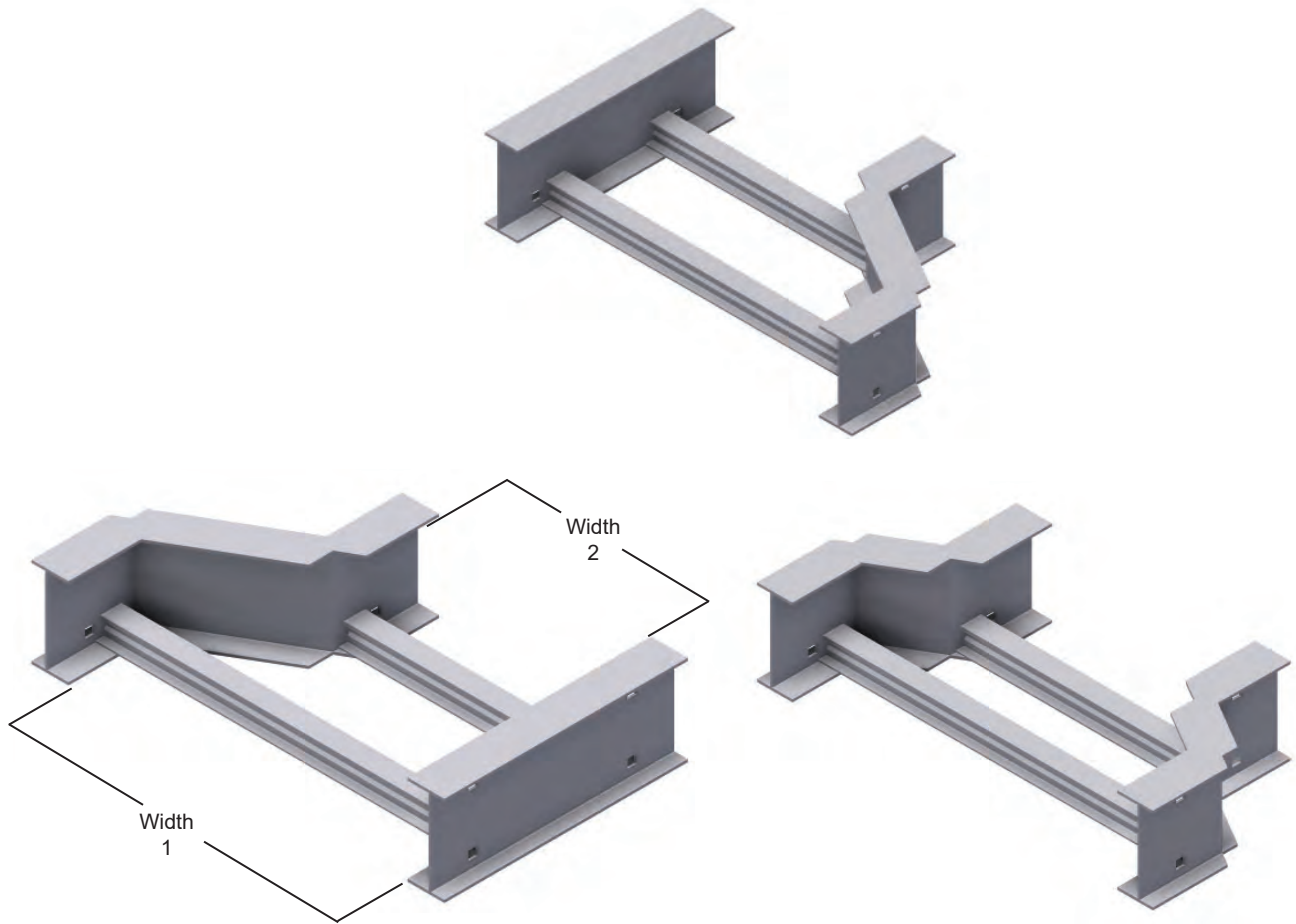
Series	Type/Description	Side Rail Height	Width	Degree	Bend Description	Inside Radius
CM 653	L06 = Ladder 6" Rung Spacing	4 = 4"	06 = 6"	11.5 °	HB = Horizontal Bend	12"
	L09 = Ladder 9" Rung Spacing	6 = 6"	09 = 9"	22.5 °	HT = Horizontal Tee	24"
	L12 = Ladder 12" Rung Spacing		12 = 12"	30 °	HC = Horizontal Cross	36"
	ST = Non-Vented Trough Tray		18 = 18"	45 °	VI = Vertical Inside Bend	
			24 = 24"	75 °	VO = Vertical Outside Bend	
			30 = 30"	90 °		
			36 = 36"			

MULTIPLE SIZE CONFIGURATIONS ARE AVAILABLE.



# 653 Series Aluminum Cable Tray Reducers

653 SERIES ALUMINUM CABLE TRAY REDUCERS



## Horizontal Reducers Part Numbering

Prefix  
Example: CM 653 - L09 - 4 - 18 - 09 - LR

Series	Type/Description	Side Rail Height	Width 1	Width 2	Fitting Code
CM 653	L06 = Ladder 6" Rung Spacing	4 = 4"	06 = 6"	06 = 6"	SR = Straight
	L09 = Ladder 9" Rung Spacing	6 = 6"	09 = 9"	09 = 9"	LR = Left Hand Reducer
	L12 = Ladder 12" Rung Spacing		12 = 12"	12 = 12"	RR = Right Hand Reducer
	ST = Non-Vented Trough Tray		18 = 18"	18 = 18"	
			24 = 24"	24 = 24"	
			30 = 30"	30 = 30"	
			36 = 36"		

# Snake Tray<sup>®</sup> Cable Runway



Snake Tray<sup>®</sup> Cable Runway

Snake Tray manufactures steel cable tray for high capacity applications in data centers, telecommunication rooms and any highly cabled facilities. Our steel cable tray system is manufactured with structural quality steel to offer a high strength cable tray solution.

- All steel design for maximum strength
- Available in 6", 12", 18" and 24" widths. Other made to order sizes available.
- Additional sizes are available upon request
- Easy ordering system
- Entirely Made in the USA

# 610 Series Snake Tray® Cable Runway

## Universal Cable Runway

Part Number	Size
CM 610-4-10	4" W*
CM 610-6-10	6" W
CM 610-8-10	8" W*
CM 610-9-10	9" W*
CM 610-10-10	10" W*
CM 610-12-10	12" W
CM 610-15-10	15" W*
CM 610-18-10	18" W
CM 610-20-10	20" W*
CM 610-24-10	24" W
CM 610-30-10	30" W*
CM 610-36-10	36" W*

Support backbone and horizontal cables in telecommunications or equipment rooms and cross-connects on racks or cabinets. A wide selection of supports splices and accessories are available.

\*MADE TO ORDER SIZES AVAILABLE

## Rapid Ship Cable Runway Kit

Part Number	Size
CM 610-6-5-RSK	6" W
CM 610-10-5-RSK	10" W
CM 610-12-5-RSK	12" W

The 5' (1524 mm) length of this cable runway is designed to meet UPS shipping requirements without additional charges.

Kit consist of:


- (2) 5' sections of cable runway
- (1) Butt Splice Kit
- Also available in 18" and 24" widths

## Cable Runway Horizontal 90°

Part Number	Size
CM 610-4-90	4" W*
CM 610-6-90	6" W
CM 610-8-90	8" W
CM 610-9-90	9" W*
CM 610-10-90	10" W*
CM 610-12-90	12" W
CM 610-15-90	15" W*
CM 610-18-90	18" W
CM 610-20-90	20" W*
CM 610-24-90	24" W
CM 610-30-90	30" W*
CM 610-36-90	36" W*

Creates a gradual bend in the horizontal plane of Cable Runway. Designed for cabling in conformance with the minimum bend radius requirements (typically 4 times the cable diameter). Made of lightweight tubular steel to fit a standard Cable Runway.

\*MADE TO ORDER SIZES AVAILABLE



### Features:

- Constructed of rectangular steel tubing for strength and support
- 130 lb/ft maximum load with runway supported every five feet
- Meets ANSI/TIA/EIA installation guidelines



# 610 Series Snake Tray® Cable Runway and Accessories



## Corner Bracket

Part Number
CM 610-CB-15

Creates a radius for L, TEE, or X-shaped intersections of Cable Runway formed when two or more pieces of Cable Runway are connected together with the Junction-Splice Kit.



## Butt-Splice Kit

Part Number	Description
CM 610-BSK	Straight Splice Kit

Connect two sections of runway end-to-end.

Kit consists of:

- (4) Splice plates
- (2) 3/8"-16 hex nuts
- (2) 3/8"-16 trimmed head bolts
- (2) 3/8" split lock washers



## Junction-Splice Kit

Part Number	Description
CM 610-JSK	TEE - Splice Kit

Connect two sections of runway end-to-end.

Kit consists of:

- (4) Splice plates
- (2) 3/8"-16 hex nuts
- (2) 3/8"-16 trimmed head bolts
- (2) 3/8" split lock washers



## Threaded Rod Ceiling Mounts

Part Number
CM 610-38-TRK

Secures threaded rod to Cable Runway. Sold in pairs, hardware not included.

THREADED ROD ON PAGE 14



# 610 Series Snake Tray® Cable Runway Accessories

## Ceiling Mount Kit

Part Number
CM 610-TR6-MK

Kit consist of:

- (1) 6 ft 3/8" threaded rod
- (1) Ceiling mount bracket
- (1) CM 610-38-TRK
- (2) 3/8"-hex nuts
- (2) 3/8"- flat washers




## Wall Termination Kit

Part Number	Size
CM 610-6-WTK	6" W
CM 610-12-WTK	12" W
CM 610-18-WTK	18" W
CM 610-24-WTK	24" W
CM 610-36-WTK	36" W

Kit consist of:

- (1) wall angle
- (2) 5/16"-18 hex nuts
- (2) 5/16"-18" x 2-1/4" J-bolts
- (2) 5/16"- lock washers



## Rack Termination Kit

Part Number
CM 610-6-RBN
CM 610-12-RBN
CM 610-18-RBN
CM 610-24-RBN

Rack Bracket

- Universal Mounting plate for data racks
- Installs in both orientations
- Comes with all necessary mounting hardware
- Powder coat finish available

Kit consist of:

- (4) 5/16"-18" x 2-1/4" J-bolts
- (4) 5/16"-18 hex nuts



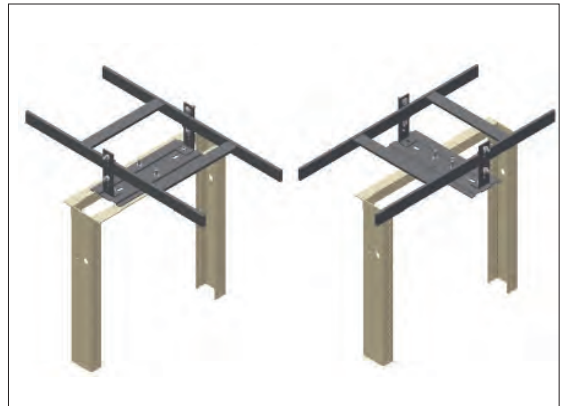
## Elevation Kit

Part Number	Description
CM 610-RBN-ER-3	Rack Mount 1" - 3" Elevation
CM 610-RBN-ER-6	Rack Mount 4" - 6" Elevation
CM 610-RBN-ER-12	Rack Mount 10" - 12" Elevation
CM 610-CBN-ER-2/3	Cabinet Mount 2" - 3" Elevation
CM 610-CBN-ER-4/6	Cabinet Mount 4" - 6" Elevation


Supports cable runway above a continuous row of racks or cabinets of varying heights and provides additional space between the tops of the racks or cabinets and the cable runway.

Features

- Multiple ranges of incremental elevation
- Can be mounted perpendicular or parallel
- Rack kit includes a single pair of brackets and assembly hardware
- Rack kit attaches to the rack with a mounting plate (sold separately)
- Cabinet kit include two pairs of brackets and assembly hardware
- Cabinet to bracket attachment hardware NOT included



# 610 Series Snake Tray® Cable Runway Accessories




## Radius Drop Out

Part Number	Size
CM 610-TO-6	6" W
CM 610-TO-9	9" W
CM 610-TO-12	12" W
CM 610-TO-18	18" W
CM 610-TO-24	24" W



## Side Mount Radius Drop Out


Part Number	Description
CM 610-TO-SM	Rail Mount Cable Waterfall



## Bonding Jumper

Part Number	Description
CM BJ-6-8	6 GA, Copper, 8" Long, 55 AMPS
CM BJ-1	#1 Copper, 15" Long, 600 AMPS
CM BJ-2/0	2/0 Copper, 15" Long, 1000 AMPS
CM BJ-3/0	3/0 Copper, 15" Long, 1200 AMPS
CM BJ-4/0	4/0 Copper, 15" Long, 1600 AMPS
CM BJ-250	250 Copper, 18" Long, 2000 AMPS

- Use at each expansion splice and where the cable tray is not mechanically/ electrically continuous to ground
- Installation hardware included
- Bonding jumper is 16" long
- Sold individually



## Triangle Wall Bracket

Part Number
CM 610-653-XX-WBN


- Assembly Required
- Available in 6", 12", 18" and 24" tray width

XX DENOTES WIDTH OF TRAY

# 610 Series Snake Tray® Cable Runway Accessories

## Retaining Post Kit

Part Number
CM 610-4-CRFP
CM 610-6-CRFP



## Ceiling Support Bracket

Part Number	Description
CM 610-CSK-38	3/8" threaded rod
CM 610-CSK-50	1/2" threaded rod

- Sold individually
- For mounting threaded rod to flat overhead or ceiling surface
- Mounting hardware not included



## Vertical Support Foot Kit

Part Number
CM 610-X-VS

X DENOTES HEIGHT OF BRACKET



## Vertical Wall Bracket

Part Number
CM 610-VWB



## Moveable Cross Member

Part Number
CM 610-MCM-X

X DENOTES WIDTH OF TRAY

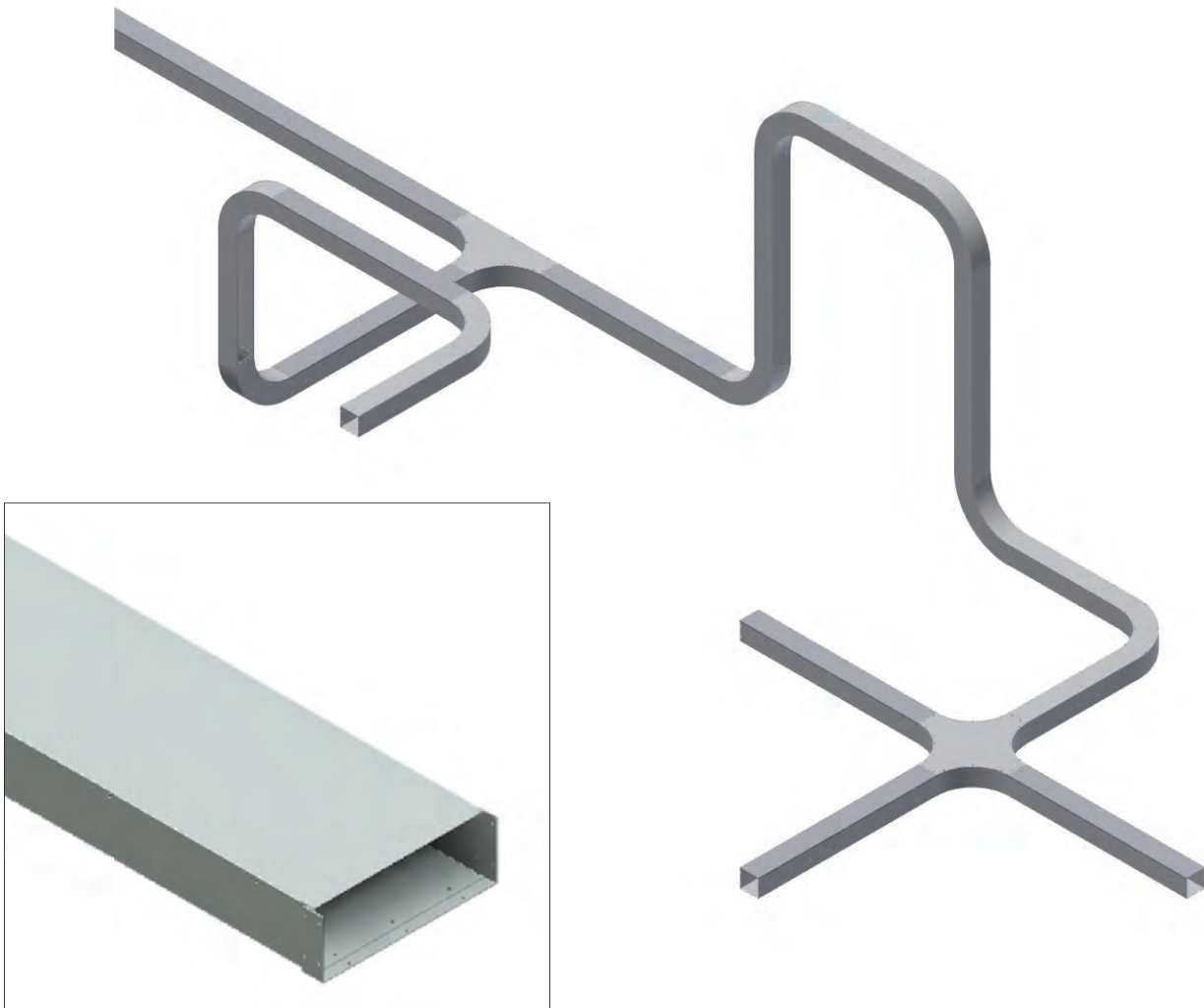


# Snake Race Ways™

The 652 Series Snake Race Way is designed to protect and house runs of control and power cables. Used for cable and wire junction, distribution and termination where complete containment is required. The open design on one side allows for cables to be laid in safely along the entire run without pulling. A variety of lengths and fittings are available to accommodate many design requirements. All directional fittings are completed with factory built modules that maintain a wide 12" curved radius sweep minimizing any non-compliant bend radius for all types of cables.

## Features:

- Constructed from 16 GA galvanized steel with ANSI 61 grey acrylic electro coated finish inside and out
- Raceways are phosphate washed prior to application of finish coat for extra surface bonding
- Heavy duty splices eliminate the need for gates, and provide a solid connection between sections
- Hinged and screwed cover allow for easy entrance and lay-in of cables
- Available with or without knockouts on top and bottom sides
- All directional fittings are completed with factory built modules that maintain a wide 12" radius sweep maintaining compliant bend radii for all common cable types and sizes
- NEMA Type 1





# Snake Bus® Power Distribution System

## Under Floor Power Solutions

*Enjoy big cost savings with the fastest, most flexible Power Distribution System!*

Snake Bus is a modular power distribution system that offers the most flexibility in power distribution for workstations, call centers, trading floors and data centers.



Standard post and panel.

### Fast

Traditional methods of hard wiring equipment are eliminated. Snake Bus' pre-configured components allow you to instantly create your power distribution system.

### Energy Efficient

Snake Bus' innovative bus bar technology is more efficient than traditional copper wire. Bus bar technology experiences less voltage drop which can save on energy consumption.

### Flexible

Installations, adds, moves and changes are easily done with the Snake Whips (tap offs) that deliver power to individual devices anywhere along the track and can be moved with a 10 second connection.

### Powerful

Snake Bus delivers 18 Kilowatts of power via its 50 Amp, 3-Phase 208 Volt solution in one easy to install track.

Call the Snake Tray engineering team to assist you with the creation of cable management or power distribution designs, drawing sets, bill of materials, submittals and BIM.


For Technical Data see page 69



# Pre-Wired 18 KW Power Distribution for Access Floors!



Infinite moves, adds and changes.



## Compatible

Snake Bus is compatible with all post and panel raised floor systems, as well as low profile access floors.

## Convenient

Together, Snake Bus feed modules and power track sections are quickly coupled together with the included splice component creating a complete power distribution solution for the raised floor environment. Individual power modules are then attached to the Snake Bus track system making installation and retrofits simple and easy for both large and small scale installations.

## Functional

Provides both the equipment and isolated earth ground in one single system.

## Sleek

Snake Bus' slim profile fits in a space less than 2 ½-inches in height allowing for proper airflow under an access floor. The flexibility of the linear design complements workstation and data center layouts.

## Green


Snake Bus uses approximately 30% less copper than traditional wiring methods. The system is completely reusable and moveable.

NRTL Listed to UL 183



# Snake Bus® Power Distribution System

Snake Bus® SYSTEM



## 1 Track

Distributes 50 Amp of power under the access floor in 4-foot or 8-foot tracks with 4 or 8 receptacles for the electrical Snake Whips.



## 2 Snake Whip (Tap Off)

Delivers power from the track to the floor box, PDU, rack or enclosure. Pre-configured to the electrical requirements of the devices. Available in any length up to 25-feet.



## 3 Feed Module

Delivers power from the building power supply to the Snake Bus tracks to instantly energize the electrical plan.



## 4 Recessed Floor Box

Snake Tray manufactures a wide variety of standard recessed floor boxes as well as customer specified configurations.



Installs in record time and can be easily moved to facilitate changes in the electrical plan.



**5 Furniture Interface Module**

Delivers power from the Snake Bus to the in-floor enclosure incorporating over current protection and connects to any pre-wired furniture.




**6 Under Desk Power Module**

Convenient single point for power and data receptacles and can be installed in an ergonomic position for the user.



**7 Trading Desk Module**

Brings power to the trading or life-safety, command control desk and hooks up directly to the power distribution modules at the desktop.



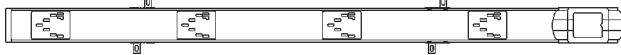
**8 Redundant Power Applications**

Snake Bus affords the opportunity to segregate multiple disciplines of power to attain an uninterruptable system.

# Snake Bus® Power Distribution System

Snake Bus is a pre-manufactured power distribution system for access floors that delivers 50 Amp 3-Phase 208/120 volts providing more than 18 kilowatts of power in an easy-to-install track and whip system. Snake Bus inherently provides 120 volts phase to neutral, 208 volts phase to phase and 3-Phase configurations without ever having to change the track. The Snake Bus System eliminates the need to hardwire equipment and allows for instant changes and moves to the electrical plan for workstations, call centers, trading floors, casinos and data centers.


## Power Tracks



**Power Tracks - 4 Feet**



**Power Tracks - 8 Feet**



Part Number	Description
CM 707-50-4-4	50 Amp 4 ft. track with 4 receptacles, 3-Phase
CM 717-50-4-4	50 Amp 4 ft. track with 4 receptacles, Dual Circuit
CM 707-50-8-8	50 Amp 8 ft. track with 8 receptacles, 3-Phase
CM 717-50-8-8	50 Amp 8 ft. track with 8 receptacles, Dual Circuit



Modular electrical power distribution tracks.

## Floor Riser

The floor riser is an optional accessory for the Snake Bus system to be used to prevent water submersion in areas where flooding may be an issue.

Part Number	Description
CM 707-FR-4	Floor Riser for 4ft. Snake Bus Track
CM 707-FR-8	Floor Riser for 8ft. Snake Bus Track

Part Number	Description
CM 707-FR-FM	Floor Riser for Feed Module



# Snake Bus® Power Distribution System



## Interlink

Part Number	Description
CM 707-50-IL	50 Amp Interlink, 3-Phase
CM 717-50-IL	50 Amp Interlink, Dual Circuit

Interlink allows for changes in direction and can easily snake around obstacles under raised floors and workstations. Custom links available.



## Feed Module

Part Number	Description
CM 707-50-FM	50 Amp Feed Module, 3-Phase
CM 717-50-FM	50 Amp Feed Module, Dual Circuit


Feed module delivers power to the snap-together Snake Bus tracks to instantly configure the electrical plan. Available with custom pre-wired feeder cable 1-3 phase with ground and oversized neutral.



## Feed Module TEE

Part Number	Description
CM 707-50-FMT	Feed Module TEE

Feed Module TEE delivers power to the snap-together Snake Bus tracks in the middle of a run. The TEE allows for tracks to be installed on each side of the module, extending the overall run length. Available with custom pre-wired feeder cable, 1-3 phase with integrated ground and an oversized neutral.



## Snake Bus® Current Monitoring System

Part Number	Description
CM 707-50-FM-LED	Colored LED indicators
CM 707-50-FM-DIG	Digital readout of current use
CM 707-50-FM-IPA	IP addressable

Snake Bus is available with a current monitoring system that gives facility managers real-time data on current loads. In addition, the IP addressable module with accompanying software provides facility managers email alerts on current loads, and provides real-time and historical data on power consumption for energy resource planners.



# Snake Bus® Power Distribution System

## Snake Tray Circular Data and Power Reception Module for Access Floors

Part Number	Size
CM 708-78-11568	10" OD x 5" D

Snake Tray's new all metal circular floor box for access floors offers a durable data and power reception module for workstations. Its optional integrated circuit breaker eliminates nuisance power interruptions to the rest of the office. Models are available with standard or custom configurations to meet the customer's specifications. Available in powder coated or anodized finishes to coordinate with any architectural design.

### Features:

- All metal design gives this floor box durability to last a life time
- Circular design allows for the module to be installed in the same size opening as standard air diffusers
- Two compartment all metal construction for both power and/or data connections
- Standard and custom electrical and data configurations available
- Optional current overload protection
- Available in powder coated or anodized finishes to coordinate with the architectural design of the building
- Made in the USA and 100% compliant with the Buy America Act
- Machined Aluminum bezel and door



## Consolidation Box

Snake Tray offers several styles of floor boxes that can be used under raised access floors. Raised floor enclosures are placed under or in a single 2' x 2' floor tile and come with an integrated cover. Snake Tray also offers various MUTOA style floor boxes for the workspace.

### Features include:

- Lockable secure lid design available
- Snake Bus compatible
- Built in cable management
- Brackets (included with most models) for attachment to raised floor support pedestals
- Multiple styles to suit your equipment mounting needs
- UL Listed



# Snake Bus® Power Distribution System



## Under Desk Power Module

Part Number	Size
CM707-20-1-24-26-20-2-005-0000	15 3/4" L x 3 3/4" W x 2 3/4" D

### Applications:

Power module mounts under the work surface. The electrical whip feeds through Snake Air pass through air flow manager in an access floor.

### Features:

- Designed to customer specific needs to work with the CM 707 Snake Bus Power Distribution System
- Installs without the need of any fasteners
- Complete with built-in circuit breaker and indicator light
- Constructed from 16 GA galvanized steel with customer specified powder coat finish available



## Snake Whip Horizontal Rack Mount One Rack Unit

Part Number	Size
CM 707-SWHRM-01	18" L x 1 3/4" W x 3 1/2" D

### Applications:

These industrial quality rack mount Power Distribution Units (PDU) are built in a wide variety of configurations. Snake Air pass through air flow manager in an access floor.

### Features:

- Part of CM 707 Snake Bus Power Distribution System
- 1 RU
- Six NEMA 15 AMP or 20 AMP receptacles
- Circuit breakers protected
- Indicator lights
- Black powder coat



## Recessed Data Center Floor Power Reception Point

Part Number	Size
CM707-30-A-10-28-4-2-024-0029	17" L x 3 1/2" W x 7" D

### Applications:

This custom designed unit for our data center customer allows for separate A and B channels of power while keeping airflow segregated under the floor.

### Features:

- Accessory for the 707 Snake Bus Power Distribution System
- Individual compartmented 3-Phase protected circuits
- Installed into raised access floors
- Redundant power capabilities
- Two NEMA 530R receptacle, 30 AMP
- Additional configurations available

# Snake Connect™

## 4.8 KW Power Distribution System for Access Floors

Snake Connect provides a complete line of 20 Amp modular wiring devices for raised floor applications. The ease of use and plug-n-play circular multi-pin connector provides fast installation, easy reconfiguration or relocation of power services and significant labor savings over conventional pipe and wire and other installations. The connectors are factory assembled and have a positive collar to ensure secure and safe connection. Snake Tray also manufactures a series of floor boxes, furniture interface modules and junction boxes to compliment the system.

- Plug-n-play connectors speed up installations
- Reconfigurations and relocations can be done instantly
- Electrical and datacom configurations can be easily modified
- Round connector design can easily pass through circular openings
- Floor boxes and furniture interface modules available to complete the system
- Junction boxes are available to facilitate a wide variety of cabling topographies



# Snake Bus® Technical Data

## ELECTRICAL CHARACTERISTICS

Rated Current		50	Amps
Rated Voltage		120/208 3ØY - 277/480 3ØY	Volts
Frequency		50/60	Hz
Conditional Short Circuit Rating	(Protection device)	16	KA
Conductor Resistance Line & Neutral		1.0	mΩ/ft
Conductor Impedance		1.5	mΩ/ft
Volt Drops Line and Neutral	Snake Bus®	1.0	mV/A/ft
	Feed Unit + Coupler	2.2	mV/A
	Tap-Off	0.73	mV/A
	12 AWG	4.4	mV/A/ft
	Coupler	1.5	mV/A
	Interlink	4.5	mV/A
	8 AWG	1.71	mV/A/ft

## MECHANICAL DATA

Number of Copper conductors		2, 3 or 5	
Conduit Cross-sectional Area	Nominal	3.3	AWG
Snake Bus® Casing Copper Equivalent	(Where casing is Ground)	3.3	AWG
Cable Termination Capacity		4	AWG
Tap-Off Cable 20 Amp		12	AWG
Tap-Off Conduit Sizes		1/2	Inch UL1
Flexible Interlink Cable 50 Amp		8	AWG
Flexible Interlink Conduit		3/4	Inch UL1
Feed Conduit Entry		2 x 1"	Inch
IP Rating		40	
Minimum void depth (track + tap-off)		2 3/16	Inch

## MATERIAL SPECIFICATION

Snake Bus® Casing	Galvanized Steel
Conductors	High Conductivity Copper
Snake Bus® Insulators	PBT
Sockets/ Tap-Off Plugs/ Joint Molding	Polycarbonate LSF
Shutter	PBT
Tap-Off / Interlink Flexible Conduit	Galvanized Steel UL1
Tap-Off Cable	ULI063 Type MTW or THHN
Tap-Off / Coupler Blade	Brass Silver Plated
Feed Unit Case	Galvanized Steel
Flexible Interlink Cable	ULI028 Type TEW or THHN
Feed / Flexible Interlink Housing	Galvanized Steel

# Snake Box™



## Power and Data Distribution Enclosures

Snake Tray has the engineering know how to design and build any type of enclosure for data and power distribution.

### Zone Enclosures

Zone cabling enclosures add flexibility within an open-office environment or data center environment. Choose from ceiling-mount, wall-mount or under-floor versions.

#### Wall Enclosures

- Provides a flexible consolidation point in the wall
- Plenum-rated with optional fire-rated foam sealing kits
- Simplify moves, adds, and changes
- Use as a telecom enclosure for cabling flexibility

#### Ceiling Enclosures

- Installs flush with drop ceiling
- Fully hinged drop-down doors support installed equipment and open to face technician
- Active and passive styles available
- Integrated AC or DC power supplies are available
- Active cooling available

#### Active/Passive Raised-Floor Enclosures

- Active and passive styles available
- House multiple mounting options for 19" components
- Rotating mounting brackets provide for easy access to rear of panels

#### Passive Optical Network Module for Under Desks

- Under desk ONT (Optical Network Terminal) mounting enclosure that can house most current ONTs on the market.
- This PON (Passive Optical Network) module will provide space for the service loop and the auxiliary power unit.

Our products install quickly with user-friendly hardware.

We provide both custom and stock solutions.




# Snake Box™ Wall Enclosures



Snake Tray offers several wall-mounted zone enclosures for both passive and active components. For use in new construction as well as retrofit projects, and can be customized for specific solutions. Most enclosures are suited for single or multiple ONT units for use in PON environments, and can incorporate both power and low voltage systems.


The wall-mounted zone enclosure is a feature-rich solution for passive and active components.



## RESI BOX

Part Number	Size
CM708-SK-0574	14" L x 14" W x 3 ½" D
CM708-SK-0575	28" L x 14" W x 3 ½" D

Snake Tray's structured media enclosures create a distribution point for AV, voice and data applications as well as providing a convenient consolidation point for wiring home runs from wall outlets. Available in 14" and 28" sizes to address the broad range of capacities for single family homes, MDUs, and light commercial applications. Snake Tray's structured media enclosures support new and retrofit installations. Perforated back panel with multiple EKO's. Manufactured from 20 GA galvanized steel, powder coated beveled screw on front panel.



## RESI BOX with Removable Tray, Flush Cover

Part Number	Size
CM708-SK-0599	14 " L x 14" W x 3 ½" D

Snake Tray's structured media enclosures create a distribution point for AV, Voice and Data applications as well as providing a convenient consolidation point for wiring home runs from wall outlets. Supports new and retrofit installations. Perforated and slotted back panel with multiple EKO's. Manufactured from 20 GA galvanized steel, powder coated flush ventilated screw on front panel.



## RESI Box with Beveled Plastic Cover

Part Number	Size
CM708-SK-0622	14" L x 14" W x 3 ½" D
CM708-SK-0627	28" L x 14" W x 3 ½" D

Recessed wall mounted enclosure with plexiglass window for storing wireless transmitters in dorm rooms, general office spaces and hospitality environments. It provides a secure 14" wide by 28" high space for equipment up to 3 ½" deep. Perforated back panel with multiple EKO's. Manufactured from 20 GA galvanized steel, powder coated beveled screw on front panel.

# Snake Box™ Wall Enclosures

## Wall Mount Mini ONT Box, Surface Mount

Part Number	Size
CM708-SK-0578	10" L x 14" W x 3" D


Designed for utility environments where surface mount is most practical. Secured locking cover for SIPRNet (Secret Internet Protocol Router Network) applications.



## Wall Mount Mini ONT Box, Recessed Mount

Part Number	Size
CM708-SK-0604	14" L x 8" W x 3 1/2" D

Recessed wall mounted enclosure with flush mount cover. Offers a secure consolidation point for open offices, small horizontal closets, mini ONT and multimedia installations. Use in dorm rooms, general office spaces and hospitality environments. Provides a secure 14" wide by 8" high space for equipment up to 3 1/2" deep. Perforated back panel with multiple EKO's. Manufactured from 20 GA galvanized steel. Available with solid or ventilated screw on front panel.



## Rectangular Consolidation Point Enclosure

Part Number	Size
CM 708-SK-0493-ONT	20" L x 16" W x 3" D


**Applications:** Secure consolidation point for open offices, small horizontal closets, ONT and multimedia installations. Flexible mounting between studs in existing or new construction. Architecturally pleasing metal bezel with hinged door complete with vented louvers. Powder coated for seamless integration into any office environment.

**Features:**

- Multiple EKO's on all four sides
- Easily mounts to 16" OC studs
- Flush mounted lockable louvered door
- Constructed from 16 GA galvanized steel
- Perforated back panel for simple attachment of components
- Available with 2 gang utility electrical box
- Available with Palusol® fire-protection panels
- Pre-configured and user-configurable versions



# Snake Box™ Wall Enclosures



## Square Consolidation Point Enclosure

Part Number	Size
CM 708-SK-0526-ONT	14" L x 14" W x 3" D

**Applications:** Secure consolidation point for open offices, small horizontal closets, ONT and multimedia installations. Flexible mounting between studs in existing or new construction. Architecturally pleasing metal bezel with hinged door complete with vented louvers. Powder coated for seamless integration into any office environment.

**Features:**

- Multiple EKO's on all four sides
- Easily mounts to 16" OC studs
- Flush mounted lockable louvered door
- Constructed from 16 GA galvanized steel
- Accepts multiple manufacturers active Ethernet ONTs
- Available mounting bracket for up to 10 RJ45 modular connectors
- Available with 2 gang utility electrical box
- Available with Palusol® fire-protection panels
- Available with perforated back panels
- Pre-configured and user-configurable versions

## Recessed Remote Equipment Cabinet

Part Number	Size
CM 708-SK-0568	48" L x 24" W x 12" D

**Applications:** Secure consolidation point for distributed network equipment. Lessens the heat load and density in the Telecom Room. Flexible mounting between studs in existing or new construction. Architecturally pleasing metal bezel with hinged door complete with vented louvers. Powder coated for seamless integration into any office environment.

**Features:**

- Multiple EKO's on all four sides
- 6RU Rack space, Dual mount optional
- Flush mounted lockable keyed pull latch lock
- Constructed from 16 GA galvanized steel
- Vented bottom panel
- 10/32 ground studs (4)
- Available with 4 ½" cooling fan(s)
- Available with 4 gang utility electrical box
- Available with Palusol® fire-protection panels
- Available with perforated or plywood back panels
- Available with recessed bezel kit
- Pre-configured and user-configurable versions




## Recessed Electronic Enclosure

Part Number	Size
CM708-SK-0579	72" L x 24" W x 12" D

**Applications:** Secure consolidation point for distributed network equipment. Lessens the heat load and density in the Telecom Room. Flexible mounting between studs in existing or new construction. Architecturally pleasing metal bezel with hinged door complete with vented louvers. Powder coated for seamless integration into any office environment.

**Features:**

- Multiple EKO's on all four sides
- Up to 18RU Rack space, Door mounted rack system
- Flush mounted lockable keyed pull latch lock
- Constructed from 16 GA galvanized steel
- Vented side and bottom panel
- 10/32 ground studs (4)
- Available with 4 ½" cooling fan(s)
- Available with 4 gang utility electrical box
- Available with Palusol® fire-protection panels
- Available with Perforated or Plywood back panels
- Available with recessed bezel kit
- Pre-configured and user-configurable versions



# Snake Box™ Ceiling Enclosures

All Snake Tray zone enclosures can be located in air-handling spaces (the plenum). Ceiling enclosures replace a single 2' x 2' or 2' x 4' drop ceiling tile and have an access door that provides easy access to equipment. The Zone method creates mini IDF's in the open office environment.

## Features include:

- Recessed into 2' x 2' or 2' x 4' drop ceiling acoustical ceiling grids
- Many styles are available to suit your equipment mounting needs
- Passive Ceiling Enclosure for wiring blocks
- Passive Ceiling Enclosure for patch panels
- Active Ceiling Enclosure for hubs, switches and patch panels
- 2' x 4' Ceiling Enclosure for wiring blocks, patch panels, hubs and Switches
- Consolidation Enclosures
- Ceiling-Mounted Wireless Enclosures
- Domed Wireless Ceiling Enclosures
- Fan kit also available
- Integrated power supplies available
- Active cooling modules available



## Fiber Cassette Module 110 Block CAT 6A

Part Number	Size
CM 708-1100-0606	24" L x 24" W x 6" D

**Applications:** This fully assembled ceiling mount fiber consolidation enclosure installs in 2' x 2', 2' x 4' and 2' x 6' drop ceilings.

### Features:

- One (1) 288 pair block with C4 clips
- One (1) Test patch-cord, 110 to RJ45
- Fiber mounting plate for two (2) MPO cassettes, lances for Velcro tie-down
- Third cassette shelf available
- Removable Latch door with two (2) keyed locks
- Sixteen (16) Trade Size EKO's with #4404 Arlington Snap-In Grommets (included)
- Constructed from 16 GA galvanized steel with Nortek#P7RW124 White Peel powder coat finish, other colors are available upon request
- Four point built-in support brackets for threaded rod or hangers
- Two (2) IlSCO-TA-6-S ground lugs



## Basic 2 x 2 Box Empty

Part Number	Size
CM 708-SK-0330	22" L x 22" W x 12" D

**Applications:** This fully assembled ceiling mount enclosure installs in 2' x 2', 2' x 4' and 2' x 6' drop ceilings. This particular model has 6 RU of standard 19" passive rack mountable space and is fitted with a horizontal cable slack manager. Lockable secure door has a capacity of over 50 pounds and can be customized to user specifications to accept other component structures. Cover opens safely with two built-in pneumatic cylinders.

### Features:

- Lockable secure lid design
- Removable door mounted assembly for 19" rack mounted panels and active equipment
- Total of 6 RU rack mountable space
- Multiple knockout configurations available
- Simplified design reduces network down time and labor costs associated with MAC work
- Constructed from 16 GA galvanized steel or aluminum with customer specified powder coat finish available
- Multiple sizes available
- Four point built-in support brackets for threaded rod or hangers
- Additional bracket configurations available






# Snake Box™ Ceiling Enclosures

## Overhead Distribution Module (Non-Powered)

Part Number	Size
CM708-SK-0633	24" L x 24" W x 12" D - 48 V Exhaust Fan
CM708-SK-0629	24" L x 24" W x 12" D - 120 V Exhaust Fan




**Applications:** This fully assembled ceiling mount enclosure installs in 2' x 2', 2' x 4' and 2' x 6' drop ceilings. 6 RU of standard 19" passive rack mountable space and is fitted with a horizontal cable slack manager. Door has a capacity of over 50 pounds and can be customized to user specifications to accept other component structures.

**Features:**

- Welded corners
- Lockable secure cover design
- Removable door mounted assembly for 19" rack mounted panels and active equipment
- Total of 6 RU rack mountable space
- Adjustable ONT Shelf
- 2 ½" knockout for conduit
- Multiple knockout configurations available
- Cover opens safely with two built-in pneumatic cylinders
- Exhaust fan built into cover
- Constructed from 16 GA galvanized steel with customer specified powder coat finish available
- Multiple sizes available
- Four point built-in support brackets for threaded rod or hangers
- Additional bracket configurations available

## Overhead Distribution Module with Integrated Power Supply

Part Number	Size
CM 708-SK-0647 - AC Power	24" L x 24" W x 12" D
<i>120V Power module with 7 NEMA 20A receptacles, 120V Exhaust Fan</i>	
CM 708-SK-0613 - DC Power	24" L x 24" W x 12" D
<i>750 Watt Power Supply, 120V Exhaust Fan</i>	



**Applications:** This fully assembled ceiling mount enclosure with Integrated Power Supply installs in 2' x 2', 2' x 4' and 2' x 6' drop ceilings. 6 RU of standard 19" passive rack mountable space and is fitted with a horizontal cable slack manager. Door has a capacity of over 50 pounds and can be customized to user specifications to accept other component structures.

**Features:**

- Integrated power supply
- Welded corners
- Lockable secure cover design
- Removable door mounted assembly for 19" rack mounted panels and active equipment
- Total of 6 RU rack mountable space
- Adjustable ONT Shelf
- 2 ½" knockout for conduit
- Multiple knockout configurations available
- Cover opens safely with two built-in pneumatic cylinders
- Constructed from 16 GA galvanized steel
- Four point built-in support brackets for threaded rod or hangers
- Additional bracket configurations available
- Exhaust fan built into cover
- Door assisted gas struts
- Built in cable management
- Customized solutions available



## Basic 2' x 4' Box Empty

Part Number	Size
CM 708-SK-0565	48" L x 24" W x 12" D

**Applications:** This fully assembled extra large ceiling mount enclosure installs in 2' ceiling grid, measures 2' x 4'. This particular model can be mounted with 12 RU of standard 19" passive rack mountable space and horizontal cable slack managers. Lockable secure door has a capacity of over 75 pounds and can be customized to user specifications to accept other component structures. Vented cover opens safely with two built-in pneumatic cylinders. Single lockable handle.

**Features:**

- Lockable secure lid design
- Can be fitted with 19" rack mounted panels and active equipment with a total of 12 RU
- Simplified design reduces network down time and labor costs associated with MAC work
- Constructed from 16 GA galvanized steel or aluminum with customer specified powder coat finish available
- Multiple sizes available
- Eight point built-in support brackets for threaded rod or hangers
- Multiple knockout configurations



## Ceiling Mounted Remote Equipment Cabinet

Part Number	Size
CM 708-SK-0556	24" L x 48" W x 12" D

**Applications:** Secure consolidation point for distributed network equipment. Lessens the heat load and density in the Telecom Room. Flush mounted, white enclosure installs into a standard 2' x 2' grid ceiling. Architecturally pleasing metal bezel with hinged door complete with vented louvers. Powder coated for seamless integration into any office environment.

**Features:**

- Designed for Power, Data and Active AV devices in the ceiling
- Multiple size EKO's on all four sides
- Dual mounted 6RU Rack space for active and passive equipment
- Flush mounted lockable keyed pull latch lock
- Constructed from 16 GA galvanized steel
- Louvered removable hinged door
- Two gas assisted struts
- 6 point mounting brackets
- Available with up to 4 - 4 1/2" cooling fans and ducted hot air removal system
- Available with integrated power configurations both AC and DC
- Available with Palusol® fire-protection panels
- Available with acoustical foam for added sound mitigation
- Pre-configured and user-configurable versions



# Snake Box™ Floor Enclosures



Snake Tray offers several styles of floor boxes that can be installed in raised access floors. Raised floor enclosures are installed in a single 2' x 2' floor tile and come with an integrated cover. Snake Tray also offers various MUTOA style floor boxes for the workspace.

**Features include:**

- Lockable secure lid design available
- Snake Bus compatible
- Built in cable management
- Brackets (included with most models) for attachment to raised floor support pedestals
- Multiple styles to suit your equipment mounting needs
- UL Listed

## Snake Bus Recessed Floor Box with 3 Independent Protected Circuits



Part Number	Size
CM 707-20-A-25-04-20-3-005-0018	13" L x 9" W x 5 1/2" D

**Features:**

- Designed to customer requirements with up to 3 independent circuits and 12 keystone receptacles for data
- Designed to work in conjunction with 707 Series Snake Bus Power Distribution
- Two separate compartments for data and power
- Steel cover with 2-cable access points and recessed lid which will accept carpet

CUSTOM CONFIGURATIONS AVAILABLE

## Snake Tray Circular Data and Power Reception Module for Access Floors



Part Number	Size
CM 708-78-11568	10" OD x 5" D

Snake Tray's new all metal circular floor box for access floors offers a durable data and power reception module for workstations. Its optional integrated circuit breaker eliminates nuisance power interruptions to the rest of the office. Models are available with standard or custom configurations to meet the customer's specifications. Available in powder coated or anodized finishes to coordinate with any architectural design.

**Features:**

- All metal design gives this floor box durability to last a life time
- Circular design allows for the module to be installed in the same size opening as standard air diffusers
- Two compartment all metal construction for both power and/or data connections
- Standard and custom electrical and data configurations available
- Optional current overload protection
- Available in powder coated or anodized finishes to coordinate with the architectural design of the building
- Made in the USA and 100% compliant with the Buy America Act

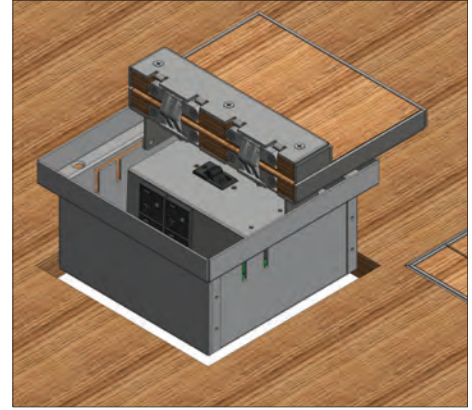
# Snake Box™ Floor Enclosures

## Hideaway Floor Enclosure

Part Number
708-442-11792

**Features:**

- This trim less, flush floor box provides a practical and non-intrusive solution for easy access to cables
- Unique lift-off section of the cover allows full access to cables and connector plates while a smaller, hinged trapdoor flips back to create a cable exit
- Sturdy steel cover is installed flush with the floor. The edging is less than 1/4" wide and allows for multiple surfaces to be integrated within the cover. When the box is not in use, only the elegant, hand-mitered edge is visible removal system



## Zone Distribution Box II Under Floor use for Fiber & Copper

Part Number	Size
CM 708-78-10720-2.50	22" L x 15 1/2" W x 8 1/2" D

**Applications:** Fully assembled large capacity, secure enclosure that works within the confines of office raised floor tiles. Will accommodate up to 6 RU of standard 19" rack mountable field terminated or pre-terminated connectivity solutions.

**Features:**

- Unique angled support allows for 2 more RU spaces with the same volume and footprint
- Built-in internal cable manager
- Secure locking hinged cover that allows for unimpeded working space
- Constructed from 16 GA galvanized steel with customer specified powder coat finish available
- Available with standard knockouts or customer specified locations
- Accepts a variety of connectivity solutions



## Low Profile Data Module with Custom Patch Panel

Part Number	Size
CM 708-SK-0216	16" L x 15 1/2" W x 4 3/4" D

**Applications:** Fully assembled low profile, secure enclosure that works within the confines of office raised floor tiles. Includes a variety of customer dictated working options that will accommodate up to 4 RU of standard 19" rack mountable field terminated or pre-terminated connectivity solutions.

**Features:**

- Built-in internal cable manager
- Secure locking hinged cover that allows for unimpeded work space
- Constructed from 16 GA galvanized steel with customer specified powder coat finish available
- Available with standard knockouts or customer specified locations
- Accepts a variety of connectivity solutions
- Multiple 2 and 4 RU custom connectivity mounting plates are available




## Snake Box Zone Distribution Box Empty, BASE BOX

Part Number	Size
CM708-1100-05-03	21" L x 21" W x 8" D

**Applications:** Under-floor zone cabling consolidation enclosure. The in-floor enclosure saves valuable real estate by providing a secure solution under the floor which relieves congestion on racks and cabinets for installing network equipment.

**Features:**

- Lockable secure lid design
- Multiple knockout configurations available, edge protected cable access points
- Constructed from 16 GA galvanized steel with customer specified powder coat finish available
- Custom configurations are available



# Snake Box™ Floor Enclosures



## Ultra Low Profile Data Distribution Box

Part Number	Size
CM708-05-0024	21" L x 21" W x 2 1/2" D

**Applications:** The Ultra thin floor box is designed for extremely low profile floors. 1 RU of standard 19" passive rack mountable space and horizontal cable slack managers. Lockable secure door.

**Features:**

- Ultra slim design only occupies 2 3/4" of height in an access floor
- Removable locking solid cover
- Device brackets are movable to accommodate different size components
- Eight (8) 1.28" x 3.19" openings, 4 per side, for easy cable entry
- Built in strain relief points for Velcro straps
- Dimpled floor stand offs
- Standard black powder coat, other colors are available upon request



## Zone Distribution Box/High Density Fiber

Part Number	Size
CM 708-1100-05-01	21" L x 21" W x 8" D

**Applications:** The under floor fiber cassette enclosure is an ideal zone cabling solution serving as a consolidation point or zone distribution area. The in-floor enclosure saves valuable real estate by providing a secure solution under the floor which relieves congestion on racks and cabinets for installing network equipment. The enclosure can be used along with up to 14 pre-terminated fiber cassettes as a ZDA for instant data center installations and reconfigurations. The innovative lift-out tray design allows for easy cable configurations, minimizes cable pinching and will maintain proper bend radius for cable.

**Features:**

- Lockable secure lid design
- Fold out platform allows for accessibility to 14 fiber cassettes
- Multiple knockout configurations available, edge protected cable access points
- 14 MPO – Input/output 84 channels of SC Duplexes
- Simplified design reduces network downtime and labor costs associated with MAC work
- Constructed from 16 GA galvanized steel with customer specified powder coat finish available
- Multiple sizes available



## Under Floor Data Distribution System

Part Number	Size
CM 708-SK-0189	20" L x 20" W x 13 1/2" D

**Features:**

- Designed to a customer's specific requirements to accommodate the need for specialized fire code requirements
- Designed to be used with 652 series Snake Way Secured Pathway
- 8 RU of 19" rack mountable space
- Removable locking cover
- Constructed from 16 GA galvanized steel with customer specified powder coat finish available
- Custom knockout configurations



# Snake X NEMA 4X Enclosures



## SnakeX NEMA 4X Enclosure Systems

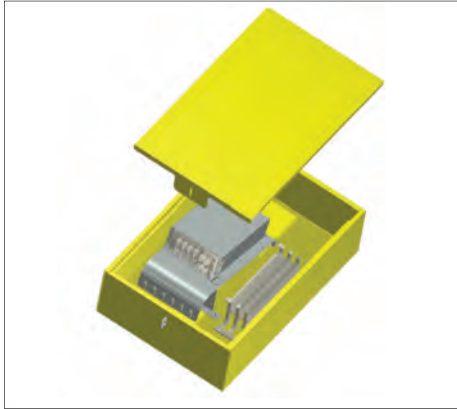
provide superior protection in harsh indoor and outdoor environments for electrical and electronic equipment. Meeting NEMA 4X specifications ensures protection against corrosion, hose-directed water, splashing, rain and ice.

### FEATURES

- Enclosures can be wall or floor mounted
- Hinge or lift off cover
- Continuous hinge (removable hinge pin)
- Wallmounting flange / foot
- Watertight gasket
- Stainless steel clamps and screws
- Four #10-32 weld nuts for optional mounting pan
- Grounding studs on inside of box and cover
- Captive clamp screws
- Stainless steel mounting panels
- Terminal blocks or other component assembly
- Quick release latches
- Custom sizes
- Stainless steel breather / drain
- NEMA Type 3, 3R, 4, 4X, 12, and 13
- UL50
- cULus Listed
- 14 gauge / Type 304 or 316 stainless steel
- Stainless steel hardware

Part Number	Inside Dimensions X, Y, Z	Mounting M1, M2	Clamps A
CM 708-440-11523	10" x 8" x 4"	6.00, 11.00	4.00
CM 708-440-11553	10" x 12" x 4"	10.00, 11.00	6.00
CM 708-440-11554	12" x 14" x 5"	12.00, 13.00	7.00
CM 708-440-11601	16" x 8" x 4"	6.00, 17.00	4.00
CM 708-440-11620	16" x 14" x 4"	12.00, 17.00	7.00
CM 708-440-11621	20" x 14" x 8"	12.00, 21.00	7.00
CM 708-440-11622	20" x 10" x 4"	8.00, 21.00	5.00
CM 708-440-11633	12" x 10" x 5"	8.00, 13.00	5.00
CM 708-440-11638	14" x 10" x 5"	8.00, 15.00	5.00
CM 708-440-11639	16" x 10" x 6"	8.00, 17.00	5.00
CM 708-440-11684	14" x 10" x 4"	8.00, 15.00	5.00
CM 708-440-11685	16" x 10" x 5"	8.00, 17.00	5.00
CM 708-440-11709	8" x 8" x 6"	6.00, 9.00	4.00
CM 708-440-11710	6" x 4" x 3"	2.00, 7.00	2.00
CM 708-440-11711	8" x 6" x 4"	4.00, 9.00	3.00
CM 708-440-11712	6" x 6" x 4"	4.00, 7.00	3.00
CM 708-440-11713	8" x 8" x 4"	6.00, 9.00	4.00
CM 708-440-11714	10" x 8" x 6"	6.00, 11.00	4.00
CM 708-440-11715	10" x 10" x 6"	8.00, 11.00	5.00
CM 708-440-11716	12" x 10" x 6"	8.00, 13.00	5.00
CM 708-440-11717	12" x 12" x 6"	10.00, 13.00	6.00
CM 708-440-11718	14" x 8" x 6"	6.00, 15.00	4.00
CM 708-440-11719	14" x 12" x 6"	10.00, 15.00	6.00
CM 708-440-11720	16" x 14" x 6"	12.00, 17.00	7.00
CM 708-440-11721	12" x 10" x 8"	8.00, 13.00	5.00
CM 708-440-11722	12" x 12" x 6"	10.00, 13.00	6.00
CM 708-440-11723	14" x 8" x 6"	6.00, 15.00	4.00
CM 708-440-11724	14" x 12" x 6"	10.00, 15.00	6.00
CM 708-440-11725	16" x 14" x 10"	12.00, 17.00	7.00
CM 708-440-11726	20" x 20" x 10"	18.00, 21.00	10.00

# SCIF Floor Enclosures and PON Module for Under Desks



## Fiber and Copper SCIF Secured Module

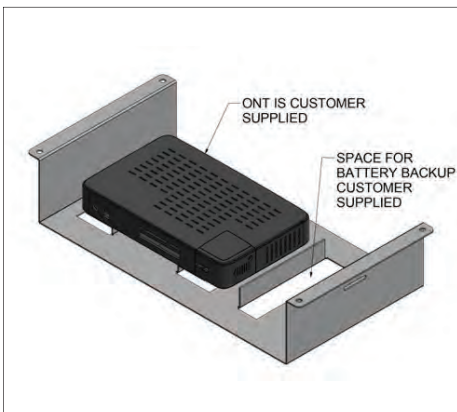

Part Number	Size
CM 708-SK-0148	21" L x 14" W x 6" D

**Applications:** This secure box is designed to house sensitive connections under raised floors. Primarily used in SCIF and other secure venues, this box has a sliding removable cover with integrated padlock hasp. The unique design makes it impossible for entrance unless physically unlocked, keeping out all unwanted personnel. All seams are electronically welded for a completely enclosed and secure module.

**Features:**

- Lockable secure lid design with pad lock hasp
- Constructed from 16 GA galvanized steel with customer specified powder coat finish available
- Completely welded seams
- Available with or without knockouts
- Complete with built-in cable management and fiber cassette mounting structure
- 110 block mounting positions
- Custom configurations are available

## Additional SCIF Enclosure Designs



## Passive Optical Network Module for Under Desks

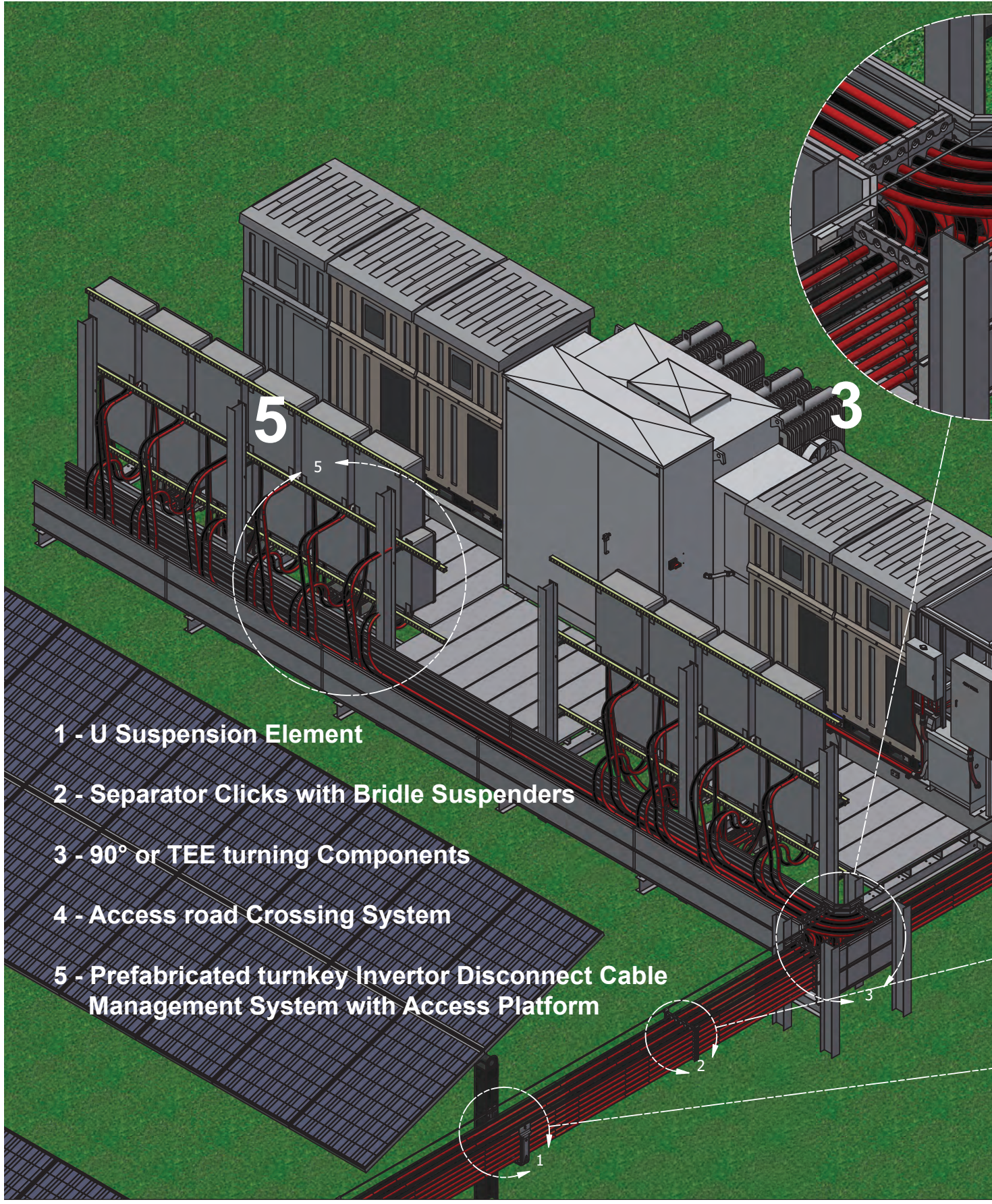
Part Number	Size
CM 708-SK-0689	15.26" L x 7.66" W x 3.125" D

**Applications:** New under desk ONT mounting enclosure that can house most current ONTs on the market. This PON module will provide space for the service loop and the auxiliary power unit.



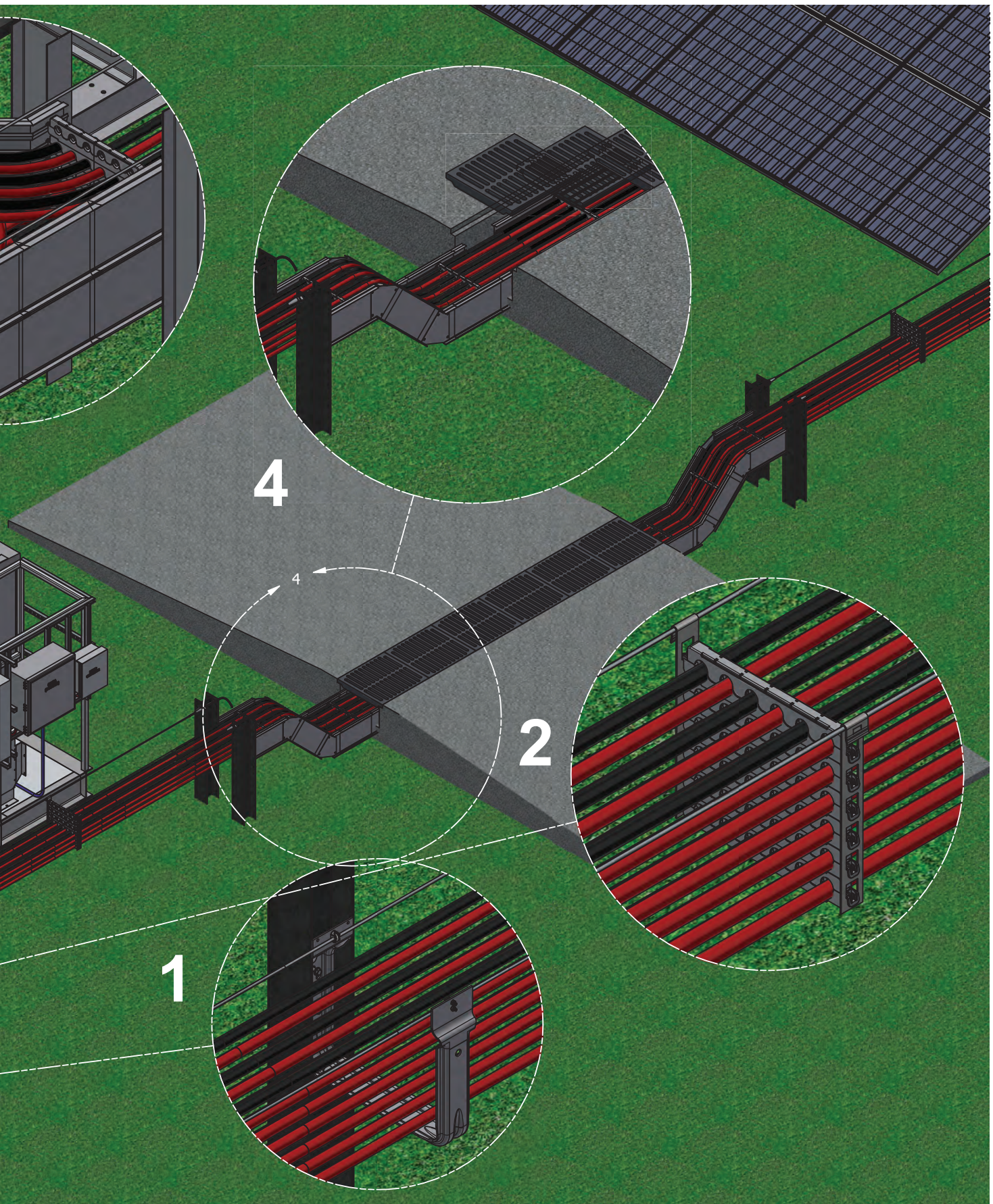
# Solar Snake Max XL™ - Messenger Wire Complete System

SOLAR SNAKE MAX XL™ MESSENGER WIRE COMPLETE SYSTEM



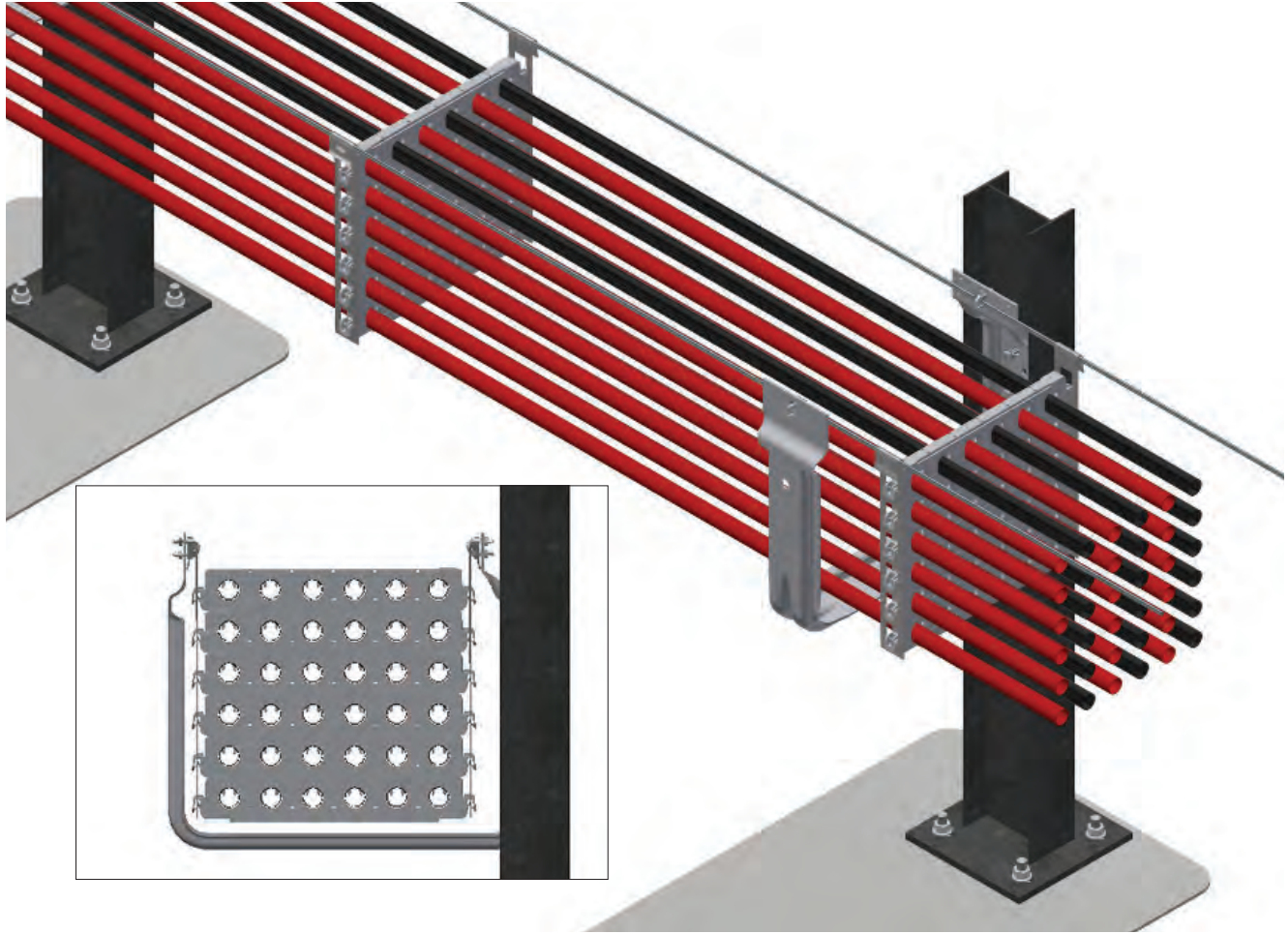
- 1 - U Suspension Element
- 2 - Separator Clicks with Bridle Suspenders
- 3 - 90° or TEE turning Components
- 4 - Access road Crossing System
- 5 - Prefabricated turnkey Invertor Disconnect Cable Management System with Access Platform







# Solar Snake Max XL™ - Messenger Wire System




## Solar Snake Max XL™

Solar Snake Max XL is the revolutionary solar cable management system that manages cables ranging from 350 Kcmil up to 1250 Kcmil from the module to the interconnection area. This trenchless solution installs as fast as 22,000 feet in a day offering a safer, less labor-intensive solution. The open-air design maintains NEC 310.15 compliant cable separation which allows the cables to operate more efficiently to yield up to 30-watt hours per meter far surpassing that of bundled cables. The above ground design also allows for easy installation, operation and maintenance.

## Messenger Wire System Benefits

- Maintains NEC 310.15 compliant cable separation which can yield up to 30-watt hours per meter more energy than bundled cables
- No trenching for safe installation, operation and maintenance
- No derating of cable required with open air design
- Easy snap together components require no field fabrication
- Accommodates cables ranging from 350 Kcmil up to 1250 Kcmil
- Mounts to any style of vertical pilings or poles
- Install in any elevation or terrain
- Insulation-Piercing Connector (IPC) compatible


# Solar Snake Max XL™ - Hard Rail System



SOLAR SNAKE MAX XL™ - HARD RAIL SYSTEM

## Hard Rail Benefits

- Maintains NEC 310.15 compliant cable separation which can yield up to 30-watt hours per meter more energy than bundled cables
- No trenching for safe installation, operation and maintenance
- No derating of cable required with open air design
- Easy snap together components require no field fabrication
- Accommodates cables ranging from 350 Kcmil up to 1250 Kcmil
- Mounts to any style of vertical pilings or poles
- Install in any elevation or terrain
- Insulation-Piercing Connector (IPC) compatible





Using the same elements from the messenger wire system the cables are fixed in a structural containment allowing the free air routing in and around the inverter pad, as well as a complete routing system for battery farms.



# Solar Snake Max XL™ for Water Installations

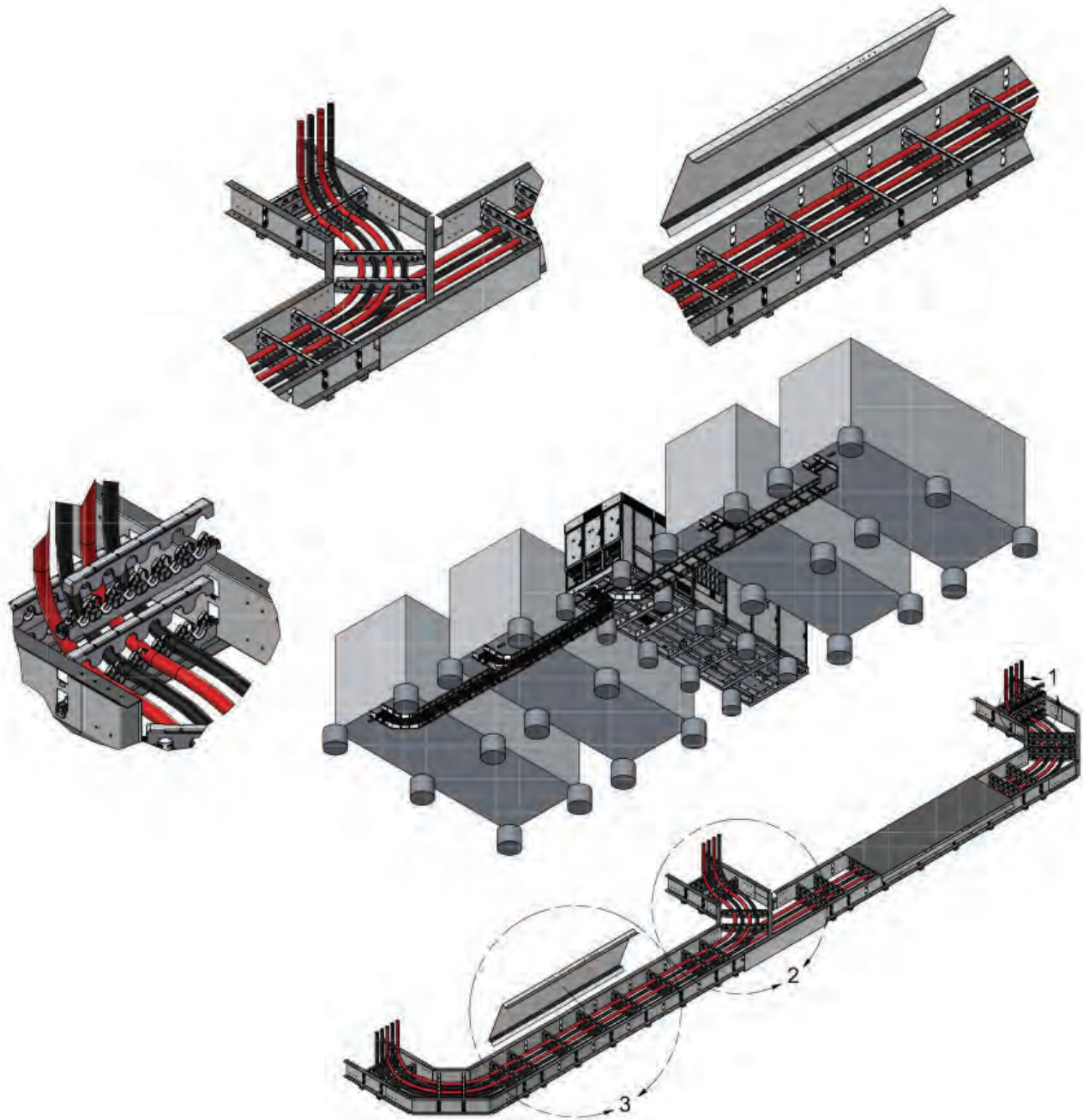
Snake Tray designs the world's first cable manager for floating solar arrays



Our new cable manager has been specially designed to manage cables in water environments with stainless steel rails and snap together polycarbonate clicks to maintain NEC 310.15 code compliant cable separation.

- Mounts to floating solar arrays
- Accommodates cables from 350 Kcmil up to 1250 Kcmil
- Maintains NEC 310.15 code compliant cable separation
- All components are constructed of high-quality corrosion resistance materials

# Snake Tray's Solar Cable Management System For Battery Energy Storage System (BESS)



## Cable Management For Interconnecting the Batteries to the Inverters, Utility or Solar Farm

- Open air design means no trenching, substantially lowering the cost of labor and materials
- NEC 310.15 code compliant cable separation requires no derating of the cables
- Snap together components require no tools
- Accommodates cables ranging from 350 Kcmil up to 1250 Kcmil
- Compatible with any inverter style and battery storage system
- Made in the USA



# 407 Series Solar Snake Tray®

For Rooftops, Ground Mounts and Car Park Installations



## Cable Management for Solar Installations that Drastically Lowers Installation Costs!

The world's only weatherproof, hand bendable cable conveyance that quickly and securely carries DC circuitry from solar panels to their terminations. Change directions easily by bending Solar Snake Tray with your own two hands.

- Built-in mounting rings for infinite mounting options
- Trays connect together with a single connector for a 15-second bonded attachment tray to tray
- Patented "lobster trap" design, ensures effortless outdoor cable installation, while trapping and protecting the cables from hurricane force winds over 120 mph






# Solar Snake Tray® Accessories

## Snake Hook

Part Number	Description
STSN 38	Fits 3/8"-16 Threaded Rod
STSN 12	Fits 1/2"-13 Threaded Rod
STSN 58	Fits 5/8"-11 Threaded Rod

Snake hook for mounting to any type of purlin hook specifically designed to mount onto hand bendable Solar Snake Tray in seconds. Ideal for car parks and ground mount installations.



## Solar Snake Charmer Cable Manager

Part Number	Description
CM 407-SC	Solar Snake Charmer

The long-awaited solution for the inspector's request to get connectors and cables out of water and snow on rooftops. Snake Charmer snaps into place under the panel to carry connectors safely and securely at the rear of the panel. No tools required.





## Solar Panel Ice Guard

Part Number	Description
CM 407-IG-10-PC-GY	Solar Panel Ice Guard - 10 ft Section
CM 407-10-10953	Universal Mounting Bracket

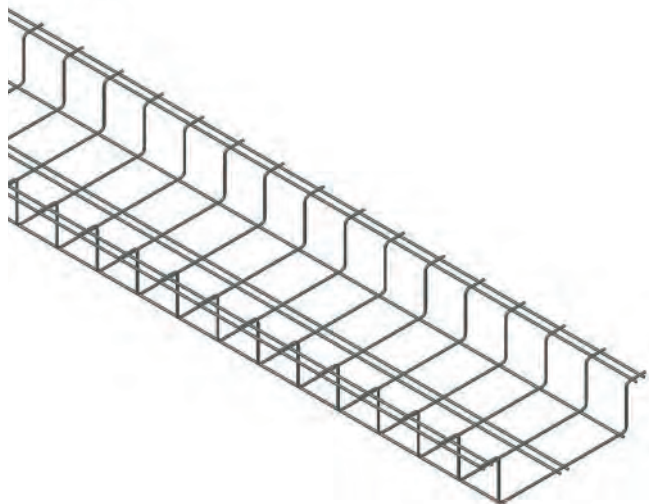
Snake Tray's Solar Panel Ice Guard helps to aid in the prevention of ice and snow from falling off the surface of the solar panels. The system easily mounts to the frame of any solar panel and is designed to hold back frozen material up to the top edge of the guard, helping to protect pedestrians and vehicles from the dangers of falling ice.

### Benefits

- Universal Mounting System
- Easy Installation
- Works with any flanged solar panel
- Ships from stock



# Solar Mega Snake®



SOLAR MEGA SNAKE®

## Straight Sections

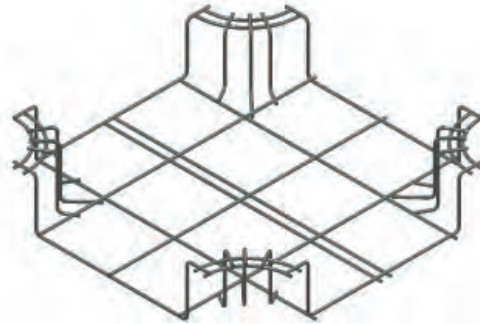

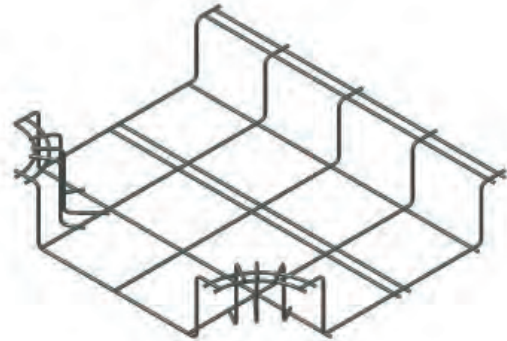
Part Number	Pathway Dimensions		Physical Volume	Cable Capacity	Tray Weight	Finish
	Depth	Width				
CM 801-2-6-10	2"	6"	12 si	125	19.84 #	SS/PC
CM 801-4-6-10	4"	6"	24 si	250	21.76 #	SS/PC
CM 801-6-6-10	6"	6"	36 si	375	23.68 #	SS/PC
CM 801-2-8-10	2"	8"	16 si	165	21.28 #	SS/PC
CM 801-4-8-10	4"	8"	32 si	330	23.20 #	SS/PC
CM 801-6-8-10	6"	8"	48 si	490	26.4 #	SS/PC
CM 801-2-12-10	2"	12"	24 si	250	22.72 #	SS/PC
CM 801-4-12-10	4"	12"	48 si	490	24.64 #	SS/PC
CM 801-6-12-10	6"	12"	72 si	720	29.12 #	SS/PC
CM 801-2-18-10	2"	18"	36 si	375	28.72 #	SS/PC
CM 801-4-18-10	4"	18"	72 si	735	30.64 #	SS/PC
CM 801-6-18-10	6"	18"	108 si	1,100	32.56 #	SS/PC
CM 801-2-24-10	2"	24"	48 si	490	31.6 #	SS/PC
CM 801-4-24-10	4"	24"	96 si	980	33.52 #	SS/PC
CM 801-6-24-10	6"	24"	144 si	1,470	35.44 #	SS/PC

FOR BEST RESULTS IT IS RECOMMENDED THAT MEGA SNAKE BE SUPPORTED EVERY (5) FIVE FEET  
 THESE PRODUCTS ARE MANUFACTURED WITH CENTER SUPPORT RAIL FOR CENTER HANGING OPTIONS.

CABLE CAPACITY BASED ON 50% FILL AS PER NEC ARTICLE 392.9B 0.25 OD  
 FINISHES: STAINLESS STEEL (SS), POWDER COATED (PC)  
 CSI SPECIFICATION ON WEBSITE AT [WWW.SNAKETRAY.COM](http://WWW.SNAKETRAY.COM)



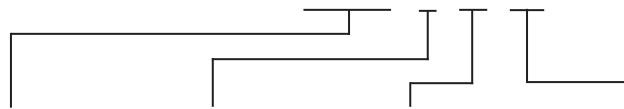
# Solar Mega Snake® Tray Fittings



SOLAR MEGA SNAKE® FITTINGS

## Fittings Part Numbering

Prefix  
Example: CM 801 - 2 - 18 - 90



Series	Side Rail Height	Width	Bend Description
CM 801	2"	6"	30 = 30 ° Turn
	4"	8"	45 = 45 ° Turn
	6"	12"	90 = 90 ° Turn
		18"	T = TEE Section
		24"	CG = 4-way Intersection

# Solar Mega Snake® Accessories



## Mega Snake Air Separator

Part Number	Description
CM 801-AS-12-001	12" W - Mega Snake Top
CM 801-AS-12-002	12" W - Mega Snake Bottom
CM 801-AS-18-001	18" W - Mega Snake Top
CM 801-AS-18-002	18" W - Mega Snake Bottom

FINISHES: STAINLESS STEEL (SS), POWDER COATED GRAY (PC-GY)

This auxiliary component attaches directly to the Mega Snake's mounting rail to provide code compliant separation between high ampacity conductors. Can be configured to the customer's specific cable schedule.

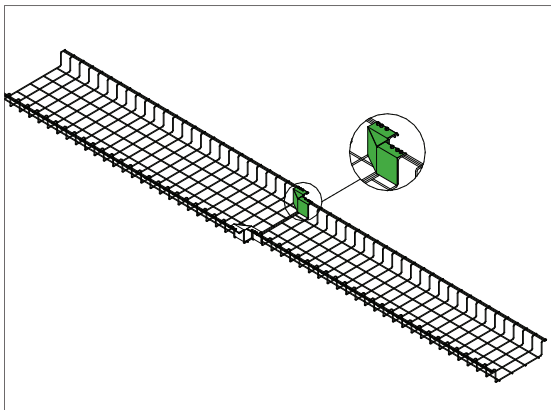


## Splice Kit

Part Number	Description
CM 801-SP-SS-316	Mega Snake Splice Kit (2 splice plates per kit)

FINISH: STAINLESS STEEL (SS)

Splice kit maintains a continuous electrical bond throughout the Mega Snake system.



## Size Adapters

Part Number	Description
CM 801-2-R6	2" x 12" to 2" x 18" or 2" x 12" to 2" x 24"
CM 801-2-R12	2" x 12" to 2" x 24"
CM 801-4-R6	4" x 12" to 4" x 18" or 4" x 18" to 4" x 24"
CM 801-4-R12	4" x 12" to 4" x 24"
CM 801-6-R6	6" x 12" to 6" x 18" or 6" x 18" to 6" x 24"
CM 801-6-R12	6" x 12" to 6" x 24"
CM 801-2/4-R6	2" x 12" to 4" x 18" or 2" x 18" to 4" x 24"
CM 801-2/4-R12	2" x 12" to 4" x 24"
CM 801-4/6-R6	4" x 12" to 6" x 18" or 4" x 18" to 6" x 24"
CM 801-4/6-R12	4" x 12" to 6" x 24"
CM 801-2/6-R6	2" x 12" to 6" x 18" or 2" x 18" to 6" x 24"
CM 801-2/6-R12	2" x 12" to 6" x 24"

FINISHES: STAINLESS STEEL (SS), POWDER COATED GRAY (PC-GY)


Transition from one size Mega Snake to another.

# Cable Hangers

## Snake-Loc String Cable Hanger

Part Number
CM 407-SK-0974

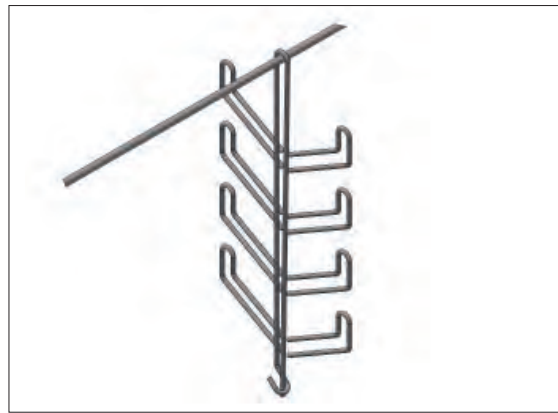
Quickly top load the PV cables directly into this light weight double pocket hanger with a squeeze lock feature that quickly attaches to the messenger wire to secure the string cables. Significantly reduces time and labor by requiring no tools. Hanger stays in place on the messenger wire.



## String and Feeder Cable Hanger

Part Number
CM 407-SK-0975

As utility grade systems grow in size so does the size of string cables. Utilize Snake Tray's tree hanger with a capacity of up to a quantity of 16, 750 Kcmil cables per hanger. Ideal for larger scale projects and can even be stacked to create a modular system to further increase capacity. The side loading feature offers quick access to installing and maintaining cables for reduced labor costs. No trenching for minimal ground disturbance. The large capacity loops will handle any size of cable bundle easily and effectively.



## Torque Tube Cable Hanger

Part Number
CM 407-SK-0972

Tube hangers point in the right direction and are designed with innovative features that provide a dual round section to manage cable as trackers move daily up to 67 degrees following the sun from east to west. Our hangers can be custom designed to fit any style of fixed tilt or tracker for a secure fit over any style torque tube or fixed tilt structure.



## Solar Click-n-Go Cable Hanger – Double

Part Number
CM 407-PSS-3-1250

One Cable Hanger That Manages All the Cables For Endless Possibilities Over Any Terrain!

This cable hanger designed with double cavities offers endless possibilities to manage cables up to 1250 Kcmil over a variety of terrain. Constructed of lightweight, eco-friendly rugged polycarbonate and ergonomically designed, the hanger installs quickly to reduce time and labor costs by 50% by doing the job of multiple hangers. Move all your East/West cables with one cable hanger!



# Cable Hangers



## Solar Click-n-Go Cable Hanger – Single

Part Number
CM 407-PSS-2-500

Snake Tray® Solar Click-n-Go Cable Hanger is deceptively simple in appearance, but actually is an integrated cable routing system for two 500 Kcmil cables, one ground cable and a ¼" messenger wire. A lower profile than alternative products, Solar Click-n-Go Cable Hanger reduces the chance of damage to the conductors and provides for a generous maximum load weight of 65 lbs. The unique design is suitable for services carrying #10 string wires but also strong enough for more heavy-duty cables. Holding up to two 500 Kcmil cables with no need to de-rate.

CABLE HANGER T ALUMINUM CABLE TRAY

## Aluminum Cable Tray



Ladder Type  
(Specify Rung Spacing)



Ventilated Trough



Non-Ventilated Trough

## Straight Section Part Numbering

Prefix				
Example: CM 653 - L06 - 4 - 06 - 120				
Series	Type/Description	Side Wall Depth	Width	Length
CM 653	L06 = Ladder 6" Rung Spacing	4 = 4"	06 = 6"	120 = 10'
	L09 = Ladder 9" Rung Spacing	6 = 6"	09 = 9"	144 = 12'
	L12 = Ladder 12" Rung Spacing		12 = 12"	240 = 20'
	VT = Vented Trough Tray		18 = 18"	
	ST = Non-Vented Trough Tray		24 = 24"	
			30 = 30"	
			36 = 36"	



FOR FULL LINE OF ACCESSORIES, FITTINGS AND REDUCERS  
SEE PAGES 44-52



# Snake Rack<sup>®</sup> Solutions

## CABLE MANAGEMENT RACKING SYSTEM™ (CMRS)



**126,000 FEET OF CABLE INSTALLED IN A SINGLE OUTAGE!**

**Rapid Installations for Transit, Tunnels and Rail!**

Snake Tray is a leading provider of cable management solutions for transit, tunnel and wayside environments. All Snake Tray products comply with NFPA 130 and NFPA 502 and are made in the USA. Our patented cable tray and racking systems are the solution for these applications. Our team works closely with the design engineers to develop and manufacture the most cost-effective solution for each installation. Snake Tray drastically reduces the installation time which keeps projects ahead of schedule and under budget.



### One Cable Tray or Rack Manages All Services

All-in-one system that manages multiple technologies including Signal, Power, Lighting, Fiber Optics, Radiating, CBTC/PTC/UWB, and Fiber Sensing Technology



### Versatile Design Fits Any Installation, and Reduces Install Time

Designed to best fit the application, tunnel, platform or overhead



### Built-In Mounting/Hanging Hardware

Attaches to walls, suspends from messenger wire or mounts under platforms

### 85% Less Drilling

Mount cable tray or rack every 4-5 feet



### Unique Carrier System Delivers Cable Trays/Racks to the Work Train

Less material handling

### Proven method for all types of tunnels

Cut/Cover, Steel Lined and Bored Tunnels




# Cable Management Racking System™ (CMRS)

## Snake Rack® - One System to Manage All Cables

The preferred system for leading transit and tunnel authorities. Our patented multi-pocket design accelerates installation for all types of services (Signal, Power, Lighting, Fiber Optics, Radiating, CBTC/PTC/UWB, and Fiber Sensing Technology). Snake Tray can accommodate multiple types and sizes of cables, boxes, lighting and services as well as leave space for future expansion.

## Snake Rack® - Fits Any Application!

Standard models are available or we can custom design a solution to meet your specifications. Please consult with a Snake Tray rail engineer on your project requirements.



CABLE MANAGEMENT RACKING SYSTEM™ (CMRS)



# Snake Tray® has successfully installed products in many leading transit authorities and tunnels worldwide, including the following:

Amtrak-Girard Tunnel  
Chicago Transit Authority  
Edmonton Transit Authority  
Honolulu Authority for Rapid Transportation  
London Underground  
Long Island Railroad East Side Access  
Massachusetts Bay Transportation Authority  
Moffat Tunnel (Class 1 Railroad)

MTA Metro North  
MTA New York City Transit  
MTA NYCT F Train Tunnel  
MTA NYCT L Train Tunnel  
Port Authority of New York and New Jersey (PATH)  
Réseau Express Métropolitain- REM  
Toronto Transit Commission  
Washington Metropolitan Area Transit Authority



CABLE MANAGEMENT RACKING SYSTEM™ (CMRS)



# Snake Tray® Product Overview

## FINISHES

### MECHANICALLY APPLIED GALVANIZED FINISH (G)

Stock finish on Snake Tray is Galvanized Zinc. Galvanized Zinc coatings are in accordance with ASTM B633 SC3. Coated with an average thickness of 18 to 20 microns. This surface is ideally suited for indoor applications.

Zinc whiskers 'grow' from ferrous (steel) surfaces that have been coated with zinc to help protect them from corrosion. Whisker growth is limited to electroplated surfaces, rather than those on which the zinc has been applied by hot-dipping or spraying, and is caused by internal stresses incurred during the electro-plating process. These fine zinc filaments, normally only a few microns in width, but of several hundred up to a few thousand microns in length, develop from the electro-plated surface, and can break off and cause short circuits and arcing in electrical equipment. Snake Tray's unique galvanizing process eliminates both the potential growth of zinc whiskers and the subsequent potential threat of equipment failure.

### POWDER COATED (PC)

Powder coatings are in accordance with AAMA 2604. A powder coating stays bright with less fading and color selection is virtually unlimited with high and low gloss, metallic and clear finishes available. Textures are available as well. Industrial grade is used on outdoor applications. Powder coating contains no solvent and thereby the process emits negligible, if any, polluting volatile organic compounds (VOCs) into the atmosphere. For outdoor trays, industrial grade powder coat is available.

### STAINLESS STEEL (SS)

Stainless Steel in accordance with ASTM A580 offers excellent corrosion resistance in most environments. It is mainly used in the food, chemical, petrochemical, rail/transit industries, outdoors and area where moisture may be an issue.

### NRTL Approvals

UL 2239, UL 183, UL 514A and UL Classified Cable Trays. Certifications by Underwriters Laboratory and Met Labs.



Snake Tray® products are covered by one or more of the following patents: #5839702, #5953870, #6019323, #6347493, #6361000, #6449912, #6460812, #6463704, #6637165, #6637704, #6926236, #7168212, #7959019, #8622679, #8783628, #8985530, #8985530 B2, #9074707, #10225947, #10225947 B2, #10666029, #10666029 B2, #10944355 B2, #11271519 B2, #20180313469 A1, #20180317336 A1, #20190229507, #2020030461, #20200403390, #20210126445 A1, #20210194419 A1, #20210336430 A1, #20220112969, #20220221174. Foreign Patents: Australia #737813, #748160, #749488, #776643, #776644. Canada #2251732, #2319624, #2303081, #2396792. Japan #3723224. Mexico #204995, #229386, #220889. Europe #1012938, #1012937. Other Patents Pending.

# Loading Capacity

101 Series Snake Tray			Cable Fill (50% fill)** - CAT			Support Span Lbs/Ft (max)			
Part Number	Height x Width	Area (in <sup>2</sup> )	5e Cables*	6 Cables*	6A Cables*	4'-0"	5'-0"	6'-0"	8'-0"
CM 101-3-8	3 ½" x 3"	10.5	188	80	77	14	101 Series Snake Tray is a direct floor mount tray continually supported system, span weights are not applicable		
CM 101-6-8	3 ½" x 6"	21	375	215	154	27			
CM 101-12-8	3 ½" x 12"	42	750	430	309	54			
CM 101-18-8	4" x 18"	72	1286	740	529	93			
CM 101-12-8-LS	2 ½" x 12"	30	536	280	221	39			
CM 101-18-8-LS	2 ½" x 18"	45	804	460	331	58			
201 Series Snake Tray									
CM 201-24-8	2" x 4"	8	114	82	59	16	13	11	***
CM 201-3-8	3" x 3"	9	129	92	66	19	15	12	***
CM 201-425-8	4 ¼" x 4 ¼"	18	257	185	132	37	30	24	***
CM 201-6-8	4" x 6"	24	343	250	176	49	39	32	***
CM 201-425D-8	(2X) 4 ¼" x 4 ¼"	36	514	370	265	74	59	47	***
CM 201-5D-8	(2X) 5" x 5"	50	714	510	368	103	82	66	***
401 Series Snake Race									
CM 401-2-8	1 ½" x 2"	3	43	30	22	6	5	4	***
CM 401-3-8	2 ½" x 3"	7.5	107	75	55	15	12	10	***
CM 401-4-8	3 ½" x 4"	14	206	145	106	28	23	18	***
454 Series Universal Snake Tray									
CM 454-2-8	2"	6.3	44	30	23	6	5	4	***
CM 454-4-8	4"	12.5	180	120	90	26	20	16	***
CM 454-6-8	6"	28	403	288	200	58	46	35	***
501 Series Wall Snake Tray									
CM 501-2-8	2" x 2"	4	57	40	29	12	10	8	***
CM 501-3-8	3" x 3"	9	129	92	66	22	18	14	***
CM 501-5-8	5" x 5"	25	357	255	184	51	41	33	***
CM 501-6-8	6" x 6"	36	514	367	265	74	59	47	***
801 Series Mega Snake Tray									
CM 801-2-6-10	2" x 6"	12	171	125	88	74	63	50	27
CM 801-2-12-10	2" x 12"	24	343	250	176	81	70	56	31
CM 801-2-18-10	2" x 18"	36	514	375	265	90	78	62	35
CM 801-2-24-10	2" x 24"	48	686	490	353	101	88	70	39
CM 801-4-6-10	4" x 6"	24	343	250	176	108	93	75	42
CM 801-4-12-10	4" x 12"	48	686	490	353	138	120	96	54
CM 801-4-18-10	4" x 18"	72	1029	735	529	144	125	100	56
CM 801-4-24-10	4" x 24"	96	1371	980	706	150	130	104	58
CM 801-6-12-10	6" x 12"	72	1029	720	529	147	128	102	57
CM 801-6-18-10	6" x 18"	108	1543	1100	794	150	130	104	58
CM 801-6-24-10	6" x 24"	144	2057	1470	1059	184	160	128	72

\* CAT5e 4 pair PL approximated at .19 in<sup>2</sup> in diameter, CAT 6 4 pair PL cable approximated at .25 in<sup>2</sup> in diameter and CAT 6A 4 pair PL approximated at .30 in<sup>2</sup>

\*\* Allowable fill ratios are based on the NEC rule that the cross sectional area of all the cable installed in the cable tray not exceed 50% of the cross sectional area of the cable tray (width x depth). TIA suggests a 40% fill ratio.

\*\*\* Snake Tray series 201, 401, 454 and 501 are recommended to be supported every four (4) feet. However larger spans can be accommodated.

\*\*\*\* Mega Snake series 801 are recommended to be supported every five (5) feet. However larger spans can be accommodated.



**Snake Tray®**  
291 Skip Lane  
Bay Shore NY, 11706 | USA  
T: 800-308-6788 | 631-674-0004  
F: 800-881-6641 | 631-674-0010  
[www.snaketray.com](http://www.snaketray.com)

**Volume VII / June 2023**  
Doc. No. MKTG-0001 • © 2023 Snake Tray



Made in the USA

