










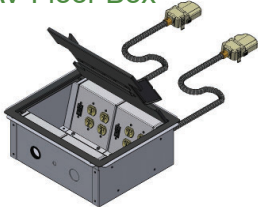




Snake Bus® Product Guide

Pre-Wired Power Distribution for Access Floors

FOR PROJECT PLANNING CONTACT OUR TEAM AT 800-308-6788

	Part Number	Description
Power Tracks 	CM 707-50-4-4	50 Amp 4 ft. track with 4 receptacles, 3-Phase
	CM 717-50-4-4	50 Amp 4 ft. track with 4 receptacles, Dual Circuit
	CM 707-50-8-8	50 Amp 8 ft. track with 8 receptacles, 3-Phase
	CM 717-50-8-8	50 Amp 8 ft. track with 8 receptacles, Dual Circuit
Snake Whip (Tap Off) 		Provides the flexible connection between the Snake Bus track to the user device. Whips are configured to the required power requirements and available to a maximum length of 25'. All Snake Bus compatible devices come pre-wired with a Snake Whip.
Feed Module 	CM 707-50-FM	Head end unit that connects the Snake Bus tracks to the building power. Maximum of one 50A/3-Phase circuit per feed module. Up to eight Snake Bus tracks can be connected to the feed module providing up to 18kVA.
	CM 717-50-FM	Head end unit that connects the Snake Bus tracks to the building power. Maximum of two 50A/Single Phase to neutral circuits per feed module. Up to eight Snake Bus tracks can be connected to the feed module providing up to 12kVA.
Feed Module Tee 	CM 707-50-FMT	Head end unit that connects two runs of Snake Bus tracks. Each side can accommodate up to eight tracks. Maximum of one 50A/3-Phase circuit per feed module, providing up to 18kVA, doubling the distance of the standard feed modules.
Current Monitoring System 	CM 707-50-FM-LED	Feed module that incorporates LED indicator lights to visually check the current being utilized by the system.
	CM 707-50-FM-DIG	Similar to the CM 707-50-FM-LED, but rather than LED indicator lights the system incorporates a digital readout for monitoring the current.
	CM 707-50-FM-IPA	Feed module that connects the bus track to the building monitoring software to monitor the current use. The unit incorporates an RJ45 connection and uses multiple interface protocols.
Interlink 	CM 707-50-IL	Snake Bus Interlink, connects discontinuous section of track together. Used to create directional changes and bypass areas that do not require power. Uses two feed modules connected with flexible conduit. The lengths can be tailored to the required distances. 50A/3-Phase system, 18 kVA.
	CM 717-50-IL	Snake Bus Interlink, connects discontinuous section of track together. Used to create directional changes and bypass areas that do not require power. Uses two feed modules connected with flexible conduit. The lengths can be tailored to the required distances. Dual 50A circuits, 12 kVA.

	Part Number	Description
<p>Floor Box-Low Profile</p> 	<p>CM 708-4001-001</p>	<p>The Ultra low-profile design, less than 2" deep, is an adaptable solution that provides power and/or communication services exactly where you need it in any raised access floor system. This box can be installed with most ultra-low profile flooring solutions. Dimensions: 7.6" x 11.5" x 1.6". Includes heavy duty steel bezel and cover. The flush lid can also be used to install carpet to the top of it to match the look of your room.</p>
<p>Floor Box-Standard</p> 	<p>CM 708-7001-004</p>	<p>This low-profile floor box, just under 2 3/4" deep, is designed to be installed in a raised access floor. Inside are two duplex receptacles, as well as two DECORA style opening for AV and/or Communications. The floor box is heavy duty constructed, and can be installed in most low profile raised floors. Dimensions: 7.6" x 11.5" x 2.65". Includes heavy duty steel bezel and cover. The flush lid can also be used to install carpet to the top of it to match the look of your room, and is Snake Bus ready.</p>
<p>Recessed Floor Box with 3 Independent Protected Circuits</p> 	<p>CM 708-442-12052</p>	<p>This 4" deep square box is ideal for all raised access floor projects. Snake Bus compatible, with two duplex receptacles, as well as two DECORA style openings. Variable faceplate offerings for Power/AV/Communications in a compact footprint suitable for all corporate office and higher education installations. The flush lid can also be used to install carpet to the top of it to match the look of your room. Dimensions: 9" x 9" x 4", Snake Bus ready.</p>
<p>Circular Data and Power Reception Module for Access Floors</p> 	<p>CM 708-78-11568</p>	<p>Round electrical raised floor box provides Power/AV/Communication services compartment for access floors with a minimum height of 5" finished floor height. The power compartment can accommodate two duplex receptacles, and the telecommunications compartment can house one adaptable voice/data plate. The machined aluminum cover provides maximum strength while maintaining a very low profile, and can be powder coated to match any décor. The unit has been designed to fit in an 8" diameter cut-out to match most circular air diffusers. Dimensions: 7.35" round x 4.87" deep.</p>
<p>BR-AV Floor Box</p> 	<p>CM 708-BR-AV</p>	<p>BR-AV Floor Boxes are designed to work in raised access floors. Designed with AV in mind, these boxes are fully configurable with removable modules to provide Power/AV/Communication services. Decorative powder coat colors will complement any room decor. Dimensions: 14.2" x 12" x 6". Includes heavy duty steel bezel and cover. The flush lid can also be used to install carpet to the top of it to match the look of your room. Snake Bus ready.</p>
<p>Under Desk</p> 	<p>CM 707-20-X-X-26</p>	<p>Under desk mounted power module that is tailored to the user requirements. Whip length, number and type of receptacles as well as finish can be specified in order to provide total compatibility with any office environment.</p>
<p>Casino Snake</p> 	<p>CM 707-780-12066-SL</p>	<p>Casino floor power connection module. This unit is available in multiple configurations based on power needs for the gaming industry. Each module houses multiple electrical receptacles designed to be installed under the slot banks. Whip lengths can be specified for each unit, allowing for quick and easy reconfigurations within the casino.</p>